



## ELLISSOIALE HIGH POWER

### Typology

Range of high power LED lamps with SMD technology and high efficiency chip. The ellipsoidal shape recalls that of discharge lamps that are replaced by the same fixtures.

The 1800K and 2400K versions are specially designed to produce a "sodium effect": the extremely warm light colour is perfect for lighting stone buildings and ancient squares.

### Features

Innovative technological solution: the ballast has been separated into two parts to create a wide cooling zone and ensure long life.

50W and 70W versions are equipped with an E27 cap and an E40 adapter. PF: 0.95.

### Material

Thermally conductive plastic body and dissipator; opal polycarbonate anti-glare screen.

### Applications

Suitable for outdoor use inside suitable fixtures.

### Notes




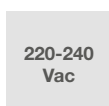
Do not use with dimmer.

It can be used in closed fixtures.

30W and 40W: lamps suitable for installation and use in residential, commercial and light industrial environments, in systems with "Category I" of impulse withstand in compliance with CEI EN 64-8/4 (IEC 60364-4-44).

In case of installation in public areas, it is advisable to use overvoltage surge protection.

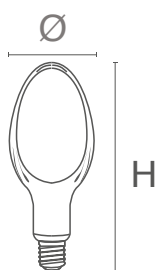
50W and 70W: models are designed to withstand voltage peaks up to 6kV.



### Characteristic data

Power	35 W	Beam	300°	Dimmable	No	Input	220-240 Vac
Base	E27	IP	20	Flux	5000 lm	PF	0,95
Tc	4000 K	Ra	>80	LED Warranty	G2		

### Dimensional characteristics



ø	98 mm
H	255 mm

## Lighting and photometric features

Beam opening	300°
Flux	5000 lm
CCT nominal colour temperature	4000 K
Colour of the light	Natural light
Colour rendering index	>80
Lifespan	25000 h
LED lifespan	L70B50
Trigger time	<0,2 s
Heating time up to 60% of full efficiency	Instant Full Light
Mercury	0 mg

## Electrical characteristics

Rated power	35 W
Input voltage	220-240 Vac
Frequency	50 Hz
Dimmable	No
Power factor (PF)	0,95
Input current	0.16 A
Energy efficiency class	D
Number of cycles	30000
Operating temperature	-25°C / +35°C
Equivalence with incandescent lamp	277

## LED Warranty

G2	Up to 2 years (4000h/year) *4000h = 11h a day x 365 days. Without limitations on the duration of use for the first year, provided the observance of the installation conditions.
----	--

## European Directives

2009/125/EC \* Ecodesign  
2011/65/EU \* RoHS  
2012/19/EU \* RAEE  
2014/30/EU \* EMC  
2014/35/EU \* LVD  
2015/863 \* Amending RoHS  
2017/1369 \* Regulation for Energy Labelling  
2019/2015 \* Regulation for Energy Labelling  
2019/2020 \* Regulation for Ecodesign  
2021/340 \* Amending Reg. Energy Labelling  
2021/341 \* Amending Reg. Ecodesign

## Product standards

CEI EN 55015:2020 (+A11:2020)  
CEI EN 60968:2016  
CEI EN 61000-3-2:2019 (+A1:2021)  
CEI EN 61000-3-3:2014 (+EC1:2014/+EC2:2016/+A1:2021/+A2:2022)  
CEI EN 61547:2010  
CEI EN 62031:2021 (+A11:2022)  
CEI EN 62471:2010  
IEC/TR 62471-2:2009  
CEI EN 62560:2013 (+A1:2017/+A11:2020)  
CEI 34-141:2014

## Logistics data

Item net weight	275 gr
Barcode single item	8011905950804
Number of pieces multiple pack	10
Barcode multiple pack	8011905952082
Minimum order quantity	1
Minimum packaging	1 / 10

All parts of this document are Duralamp ownership. All rights reserved. This document and the included information are provided without any responsibility deriving from mistakes or omissions. No part of this document can be cut, reproduced or used without written authorization. Duralamp maintains the right to change the included data without notice due to improvements of the products