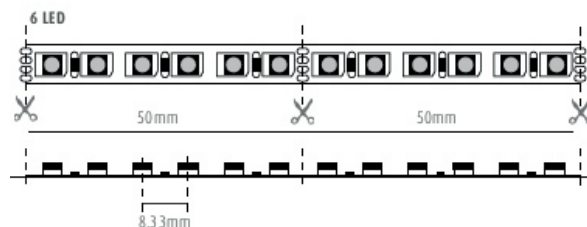


DURA LAMP

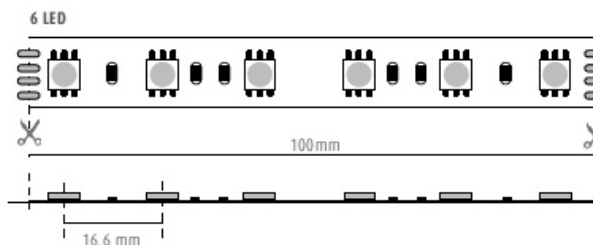
DURASTRIP RGB 24VDC

	LED	LED/M	W
DURASTRIP PRO60 RGB · 07URGB2410IN-SB IP20 · 07URGB2410EX-SB IP65	LED 5050	60 LED/M	50W (10W/M) L= 5 M MAX
DURASTRIP ULTRA HD RGB · 07URGB2414INUHD IP20 · 07URGB2414EXUHD IP65	LED 3535 RGB	240 LED/M	70W (14W/M) L= 5 M MAX
DURASTRIP EXTRA NARROW RGB - IP20 · 07URGB2412INEN IP20	LED 3535 RGB	120 LED/M	14,4W/M L= 3 M MAX

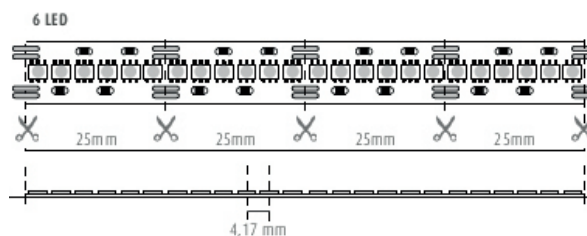
DURASTRIP EXTRA NARROW RGB



DURASTRIP PRO60 RGB

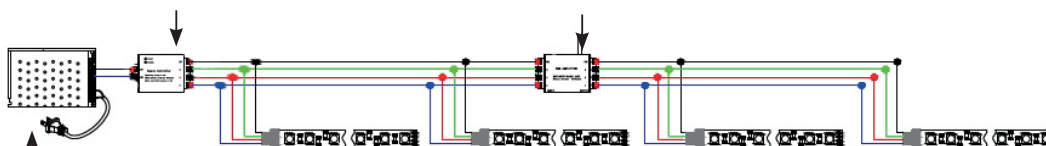


DURASTRIP ULTRA HD RGB



Art. ZKCDMXWFF

Art. ZKREP4-CH



Art. SLD-XX-24

IT - L'APPARECCHIO DEVE ESSERE INSTALLATO DA PERSONALE QUALIFICATO. L'AZIENDA DECLINA OGNI RESPONSABILITÀ QUALORA L'INSTALLAZIONE NON AVVENGA SECONDO LE NORME VIGENTI. LASCIARE UNA COPIA DI QUESTE ISTRUZIONI AL RESPONSABILE DELLA MANUTENZIONE. CONSERVARE L'ETICHETTA DELL'IMBALLO ORIGINALE PER EVENTUALI RECLAMI FUTURI

GB - THIS FIXTURE MUST BE INSTALLED BY A QUALIFICATED ELECTRICIAN. DURALAMP IS NOT RESPONSIBLE IF ITS FIXTURES ARE NOT INSTALLED ACCORDING TO LOCAL SAFETY STANDARDS. PLEASE LEAVE A COPY OF THESE INSTRUCTIONS TO THE PERSON RESPONSABLE FOR THE MAINTENANCE OF THE INSTALLATION. KEEP THE LABEL OF THE ORIGINAL PACKING FOR THE EVENTUAL FUTURE CLAIMS

D - DAS GERÄT MUSS VON ELEKTROINSTALLATEUREN MONTIERT WERDEN. DURALAMP IST NICHT VERANTWORTLICH WENN DIE MONTAGE NICHT GEMÄß DER SICHERHEITSVORSCHRIFTEN STATTFINDET. DIESES HINWEISBLATT MUß VOM INSTANDHALTUNGSLEITER AUFBEWAHRT WERDEN. BEI REKLAMATIONEN BITTE DEN ARTIKELAUFLKLEBER AUS DER LEUCHTENVERPACKUNG BEIFÜGEN.

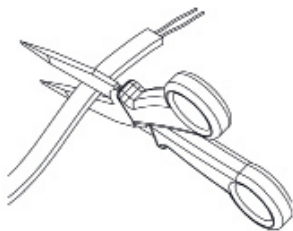
F - L'APPAREIL DOIT ÊTRE INSTALLÉ PAR ÉLECTRICIENS QUALIFIÉS. DURALAMP NE PEUT PAS ÊTRE RESPONSABLE POUR TOUTES INSTALLATIONS QUI NE RESPECTENT PAS LES NORMES DE SÉCURITÉ EN VIGUEUR. LAISSER UNE COPIE DE CES INSTRUCTIONS AU RESPONSABLE DE L'ENTRETIEN DU SYSTÈME. GARDER L'ÉTIQUETTE DE L'EMBALLAGE ORIGINAL POUR ÉVENTUELLES RECLAMATIONS FUTURES.

E - EL APARATO DEBE SER INSTALADO POR ELECTRICISTAS CUALIFICADOS. DURALAMP NO SE RESPONSABILIZARA DE TODAS LAS INSTALACIONES QUE NO RESPETEN LAS NORMAS DA SEGURIDAD EN VIGOR. ENTREGAR UNA COPIA DE ESTAS INSTRUCCIONES AL RESPONSABLE DE LA INSTALACION. CONSERVAR LA ETIQUETA DEL EMBALAJE ORIGINAL PARA POSIBLES RECLAMACIONES.

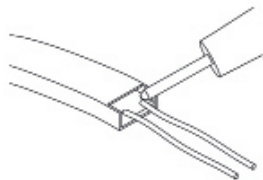
SLO - PRIKLOP SVETILKE MORA IZVEST POOBLAŠEENA OSEBA. V KOLIKOR JE MONTAŽA IZVEDENA S STRANI NEPOOBLAŠEENE OSEBE ODGOVORNOST UVOZNIKA IN PROIZVAJALCA POSTANE NIENA. VEDNO JE POTREBNO SHRANITI KOPIJO NAVODIL ZA MONTAŽO ZA KASNEJŠI VPOGLEL S STRANI VZDRŽEVALCEV.

PT - A EMPRESA DECLINA TODA A RESPONSABILIDADE SE A INSTALAÇÃO NÃO FOR REALIZADA DE ACORDO COM AS NORMAS ACTUAIS. DEIXAR UMA CÓPIA DESTAS INSTRUÇÕES COM A PESSOA ENCARRREGADA DA MANUTENÇÃO. MANTER O RÓTULO DA EMBALAGEM ORIGINAL PARA POSSÍVEIS RECLAMAÇÕES FUTURAS.

IP65



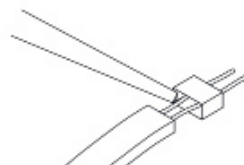
Tagliare la strip solo dove segnalato
Cut the strip only where marked



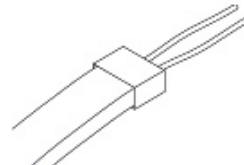
Saldare il connettore sulle piazzole
prestando attenzione a rispettare la
polarità.
Coat the connector with thin, paying
attention to the right polarity



Inserire un nuovo tappo
Insert a new cap

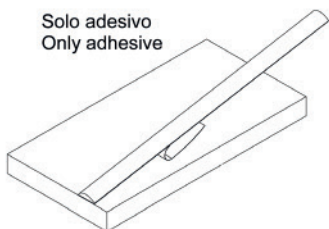


Ricoprire con del silicone per
ripristinare l'impermeabilizzazione.
Cover with silicon to restore the
waterproofing



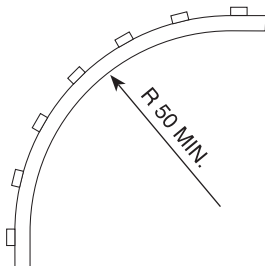
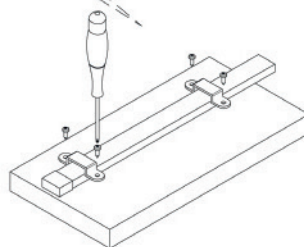
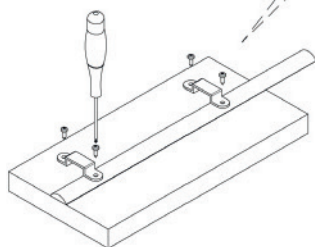
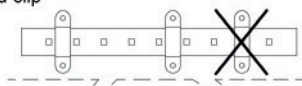
Inserire il tappo ed attendere
l'essiccazione del silicone
Insert the cap and wait
until drying of the silicone

IP20



Solo adesivo
Only adhesive

Adesivo e clip
Adhesive and clip



I - Attenzione: la superficie di installazione deve essere pulita, liscia ed asciutta.
Non collegare la striscia quando ancora nella confezione!

EN - Caution: the installation surface must be clean, smooth and dry.
Do not electrify if the strip is inside the package!

ES - Atención: la superficie de instalación debe estar limpia, lisa y seca.
¡No electrificar si la tira está contenido en el embalaje!

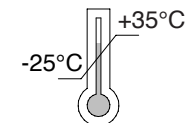
FR - Attention : la surface d'installation doit être propre, lisse et sèche.
Ne pas relier au secteur si le ruban est à l'intérieur de emballage !

PT - Atenção: a superfície de instalação deve estar limpa, lisa e seca.
Não eletrificar se a tira estiver dentro da embalagem!

DE - Achtung: Die Montagefläche muss sauber, glatt und trocken sein.
Nicht elektrifizieren, wenn sich der Streifen in der Verpackung befindet!

DK - Advarsel: Installationens overflade skal være ren, glat og tør.
Må ikke tilsluttes forsyningen mens strippen er inde i pakken.

RISK GROUP 0 IEC/TR 62778:2014



warranty
5 year h24

