



SLIMFLUX BL - BASIC

Typology

Direct lighting LED panel.

Features

The backlit panel is composed of a metal material back compartment providing a heat sink function.

Do not use with dimmer.

Colour rendering: Ra>80.

Installation

Installations: recessed, suspended, ceiling/wall.

Surface mounting & adjustable suspension wire kits are available as accessories.

Consider more depth for recessed installations.

Material

Painted white aluminium body; high-transmittance PMMA primary optics.

Usage information

SLIMFLUX 60x60 panels can be used with multi-current dimming power supply, code DELT40D-M.

Emergency

SLIMFLUX panels can be used with standby emergency kit, code KTEMR03.

Power supply

Insulation Class I panels cannot be made dimmable by changing the driver nor can they be used with the ballast for stand-by lighting.

BASIC

220-240
Vac

Ra >80



25000 h
L70B20

IP20 VI
IP43 VO

Free Wire

-20°C
+45°C

Risk
Group 0



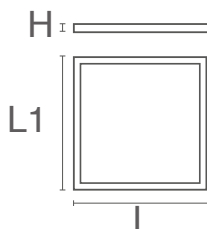
FLICKER
FREE



Characteristic data

Power	40 W	Dimmable	No	Input	220-240 Vac	Base	Free Wire
IP	20	Optical compartment IP	43	Flux	4000 lm	PF	>0,9
Tc	6000 K	Ra	>80	LED Warranty	G2	RG	RG0

Dimensional characteristics



L	595 mm
L1	595 mm
H	25 mm

Lighting and photometric features

Flux	4000 lm
CCT nominal colour temperature	6000 K
Colour of the light	Cool light
Colour rendering index	>80
Lifespan	25000 h
LED lifespan	L70B20
Trigger time	<0,2 s
Heating time up to 60% of full efficiency	Instant Full Light

Electrical characteristics

Rated power	40 W
Input voltage	220-240 Vac
Frequency	50/60 Hz
Dimmable	No
Power factor (PF)	>0,9
Operating temperature	-20°C / +45°C

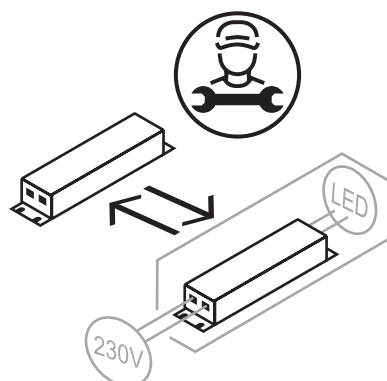
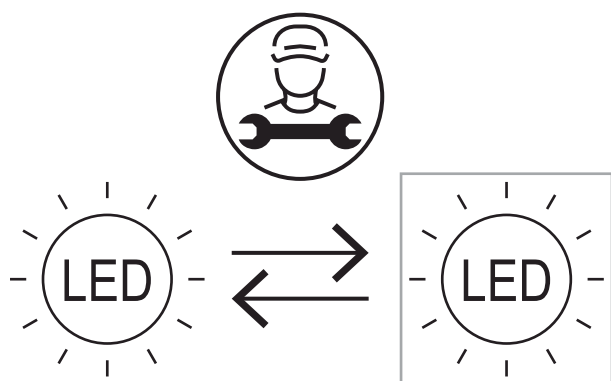
Photometry

	6000K	H(m)	D(m)	E _{max} (lx)
	Ra80		113°	
Fixture Power	40W	1	3.03	1386
Source Flux	4000lm	2	6.05	346
Fixture Flux	4000lm	3	9.08	154
Efficacy	100lm/W	4	12.10	87
I _{max} =346cd/klm	I _{max}	5	15.13	55

EuLumDat file on the site

Other Infotech

Flicker Free	Yes
Light source replaceability	Replaceable (LED only) light source by a professional.
Control gear replaceability	Replaceable control gear by a professional.



LED Warranty

G2	Up to 2 years (4000h/year) *4000h = 11h a day x 365 days. Without limitations on the duration of use for the first year, provided the observance of the installation conditions.
----	--

European Directives

2009/125/EC * Ecodesign
2011/65/EU * RoHS
2012/19/EU * RAEE
2014/30/EU * EMC
2014/35/EU * LVD
2015/863 * Amending RoHS
2017/1369 * Regulation for Energy Labelling
2019/2015 * Regulation for Energy Labelling
2019/2020 * Regulation for Ecodesign
2021/340 * Amending Reg. Energy Labelling
2021/341 * Amending Reg. Ecodesign

Product standards

CEI EN 55015:2020 (+A11:2020)
CEI EN 60598-1:2022
CEI EN 60598-2-1:2022
CEI EN 61000-3-2:2019 (+A1:2021)
CEI EN 61000-3-3:2014 (+EC1:2014/+EC2:2016/+A1:2021/+A2:2022)
CEI EN 61547:2010
CEI EN 62031:2021 (+A11:2022)
CEI EN 62471:2010
IEC/TR 62471-2:2009
CEI EN 62493:2015
CEI 34-141:2014

Logistics data

Item net weight	1480 gr
Barcode single item	8011905003050
Number of pieces multiple pack	6
Minimum order quantity	6
Minimum packaging	6 / 6