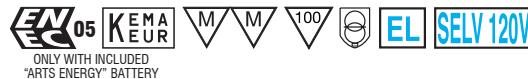


Emergency light KIT for power LED and LED modules

KIT per luce d'emergenza per power LED e moduli LED

Made in Italy



ELED LP



ELED LP BI



Voltage
Tensione
220 - 240 V

Frequency
Frequenza
50/60 Hz

Potenza
Power
1,5 W

Supply current
Corrente di alimentazione
27 mA

Operating time
Autonomia
1-3 h
With TCI battery
Con batteria TCI

Charge time
Tempo di ricarica
12/24 h

ta °C: 0...+55

tc °C: 70

Standards compliance
EN 55015
EN 61000-3-2
EN 61347-2-13
EN 61347-2-7
EN 61547

Max. pcs for CB B16A
(see page info17)
27 pcs

In rush current
27A 250μsec



Only for emergency kit
Solo per kit emergenza

Article Articolo	Code Codice	EMERGENCY DURATION		GREEN SIGNAL LED INCLUDED	Ni-Cd BATTERY	Battery case
		24h CHARGE	12h CHARGE		7,2 V - 1,6 Ah COMPACT-COMPATTI	BOX
ELED LP	123032	3h	2h	✓	✓	
ELED LP KIT	123032K	3h	2h	✓	✓	✓
ELED LP BI	123033	3h	2h	✓	✓	

Article Articolo	Code Codice	EMERGENCY DURATION		GREEN SIGNAL LED INCLUDED	Ni-MH BATTERY		Battery case	
		24h CHARGE	12h CHARGE		7,2 V - 1,1 Ah COMPACT-COMPATTI	7,2 V - 2 Ah COMPACT-COMPATTI	BOX 1h	BOX 3h
ELED LP/1	123034	1h	-	✓	✓			
ELED LP/1 KIT	123034K	1h	-	✓	✓		✓	
ELED LP/1 BI	123036	1h	-	✓	✓			
ELED LP	123035	3h	2h	✓		✓		
ELED LP KIT	123035K	3h	2h	✓		✓		✓
ELED LP BI	123037	3h	2h	✓		✓		

Only emergency driver, NO BATTERY - Solo driver emergenza, NO BATTERY				EMERGENCY DURATION		GREEN SIGNAL LED INCLUDED
Article Articolo	Code Codice	24h CHARGE	12h CHARGE			
ELED LP/1	123034NB	1h	-			✓
ELED LP/1 BI	123036NB	1h	-			✓
ELED LP	123035NB	3h	2h			✓
ELED LP BI	123037NB	3h	2h			✓

- Class II protection against electric shock for direct or indirect contact (ELED LP).
- It can be used for lighting equipment in protection class I and II (ELED LP BI).
- Instant emergency operation at mains failure.
- Maintained or not maintained operation (maintained operation suitable with electronic drivers or dimmable electronic drivers).
- "High temperature" Ni-Cd / Ni-MH batteries.
- Charge indicator with GREEN LED.
- "Rest mode" facility with remote control device and 9V battery.
- **Keep the battery not connected to the kit until the final installation of the system (luminaire installation).**
- **Do not stock battery and kit connected together.**

Technical data

- Length battery cable: 280 mm / 11".
- Length LED cable: 350 mm / 13,8".
- LED mounting hole: Ø 9 mm / 0,35".
- Supply current: 20 mA max.
- Terminal blocks max. connection size: 1,5 mm² / AWG15.
- Max distance between driver and lamp: 2 mt / 6 ft.

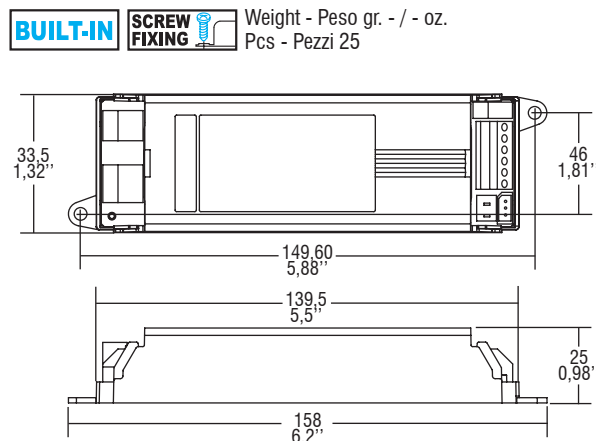
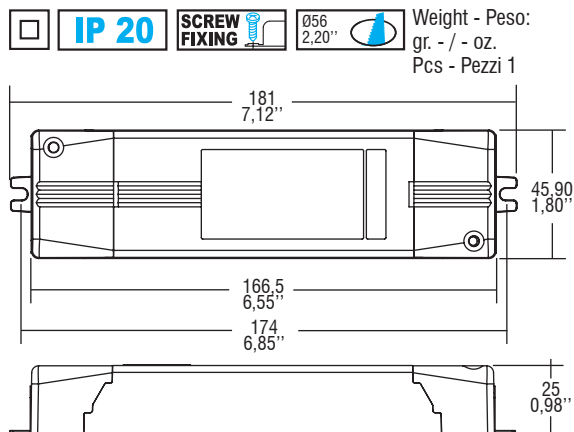
- Protetto in classe II contro le scosse elettriche per contatti diretti e indiretti (ELED LP).
- Utilizzabile per apparecchi di illuminazione in classe di protezione I e II (ELED LP BI).
- Intervento istantaneo ad ogni mancanza di rete.
- Funzionamento in sola emergenza o in luce continua (luce continua in abbinamento con alimentatori elettronici e alimentatori elettronici dimmerabili).
- Batterie tipo Ni-Cd / Ni-MH "alta temperatura".
- Indicatore di ricarica con LED VERDE.
- Possibilità d'inibizione in "modo riposo" con interruttore esterno centralizzato connesso a batteria 9V.
- **Mantenere la batteria non connessa al KIT fino all'installazione finale del sistema (installazione della lampada).**
- **Non immagazzinare collegati tra loro batteria e KIT.**

Dati tecnici

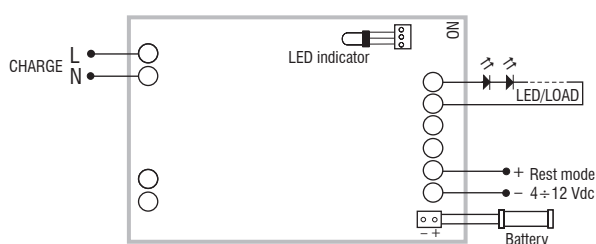
- Lunghezza cavo batteria: 280 mm / 11".
- Lunghezza cavo LED: 350 mm / 13,8".
- Foro di montaggio LED: Ø 9 mm / 0,35".
- Corrente di alimentazione: 20 mA max.
- Portata morsettiera: 1,5 mm² / AWG15.
- Distanza massima dall'alimentatore dalla lampada: 2 m / 6 ft.

Emergency light KIT for power LED and LED modules KIT per luce d'emergenza per power LED e moduli LED

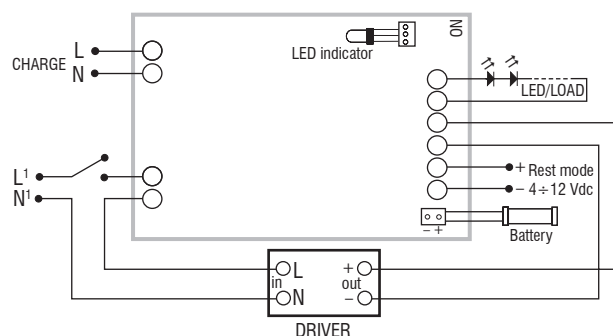
Made in Italy



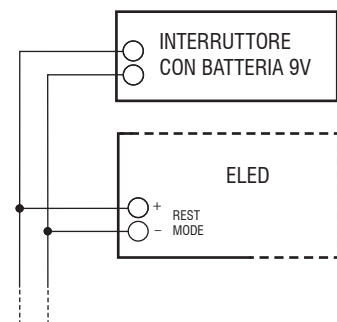
Wiring diagrams - Schemi di collegamento (max. LED distance: 2 mt / 6 ft - Distanza max. LED: 2 mt / 6 ft).



Non-maintained (emergency only) diagram
Collegamento non permanente (solo emergenza)



Maintained with external electronic driver diagram
Collegamento permanente (illuminazione ordinaria)



Remote control device with 9V battery

It allows both to switch off the emergency lamps during emergency mode. The rest mode is automatically reset when mains voltage is restored. This remote control device can be installed so as to operate several emergency units at the same time.

Con interruttore centralizzato connesso a batteria 9V

Permette lo spegnimento delle lampade durante il funzionamento in emergenza. Al rientro della tensione di rete il sistema si predisporrà ad un nuovo intervento in emergenza.

ELED LP/1 - ELED LP

