


DURA

LAMP

UPDATED
2025



LUMINOUS SOURCES







9 **BASIC**
DURASMART



12
DECO LED
TECNO VINTAGE
TRANSPARENT



21 **BASIC**
DECO LED TECNO
VINTAGE MATT



23 **BASIC**
DECO LED TECNO
VINTAGE OPAL



24 **BASIC**
DECO LED TECNO
VINTAGE AMBER



25 **BASIC**
DECO LED
TECNO VINTAGE
DECORATIVE



27 **BASIC**
DECO LED A60 EVO
220°



28 **BASIC**
DECO LED A50 -
A60 EVO 330°



31 **BASIC**
QUADRIPACK



33 **BASIC**
DECO LED UP
ROUND - E14



34 **BASIC**
DECO LED UP
ROUND - E27



35 **BASIC**
DECO LED UP
CANDLE



36 **BASIC**
DECO LED UP
FLAME



37 **BASIC**
TUBOLARI



39 **BASIC**
GLOBO 95 AND
GLOBO 120



40
TENDERERA



41 **BASIC**
ELLIPSOIDAL HIGH
POWER



42 **BASIC**
DECO LED HIGH
POWER HP2



43 **BASIC**
DECO LED HIGH
POWER HP5



44 **BASIC**
LINEAR ERRE7s
330°



45 **BASIC**
LINEAR R7S



46 **BASIC**
DECO LED T26



47 **PRO**
DECO LED BIPIN G4



48 **PRO**
DECO LED G9



49 **PLUS**
DECO LED SENSOR



50 **BASIC**
ANTI-INSECTS GLS



51 **BASIC**
COLOR GLS



52 **BASIC**
PING BALL



53 **BASIC**
STARGAZER



54 **BASIC**
DURADISK LED



57 **BASIC**
TUBOLED GLASS VB
25000h



58 **PLUS**
TUBOLED GLASS
LL6 50000h



59 **BASIC**
TUBOLED CCT
25000h



60 **BASIC**
TUBOLED WITH
SENSOR



63 **PLUS**
TUBOLED FOOD



64 **BASIC**
CIRCOLINE



65 **BASIC**
DURALUX LED S



67 **BASIC**
CLASSIC GU10



68 **PLUS**
MULTI GU10



69 **PLUS**
MULTI GU10
DIMMABLE



70 **PLUS**
MULTI GU10LL



71 **BASIC**
MULTI100 WIDE



72 **BASIC**
MULTI HF



73 **PLUS**
XSPOT



74
MR11 - MR16 -
PAR16 VINTAGE



75 **BASIC**
MR11



76 **BASIC**
DR111 - WF



77 **BASIC**
DR111 - SF



78 **BASIC**
REFLECT-LED



79 **BASIC**
PAR20, PAR30,
PAR38 IP65



81 **PLUS**
PAR56 LED COLOR
CHANGER - 12VAC



82 **PLUS**
PAR56 WHITE LIGHT



83 **PLUS**
PAR56 LED
WHITE LIGHT -
SUBMERSIBLE ONLY



86 **BASIC**
LED GLS



87 **BASIC**
E14 ROUND LED



88 **BASIC**
E27 ROUND LED



89 **BASIC**
LED CANDLE



90 **BASIC**
GLOBO 95 AND
GLOBO 120



91 **BASIC**
TRIPACK



95
HALOGEN LAMPS



96
SPECIAL
INCANDESCENT
LAMPS



97
COMPACT
FLUORESCENT
CIRCULAR LAMPS



99
DISCHARGE LAMPS

DURASmart INTELLIGENT LAMPS THAT MAKE LIFE EASIER

Switch on and off but also increase light intensity or achieve colour changes the easy way!



HOW DOES IT WORK?



DOWNLOAD THE APP
AVAILABLE FOR APPLE AND
ANDROID, ON YOUR MOBILE
PHONE OR TABLET



THE APP AUTOMATICALLY 'FINDS'
THE SMART LAMPS VIA WI-FI
AND CONNECTS WITH THEM TO
ALLOW YOU TO CONTROL THEM IN
SECONDS: QUICK AND EASY!



YOUR LIGHT IS IN YOUR
HANDS! DECIDE THE
INTENSITY OR COLOUR.
WHEREVER YOU ARE!



CREATE YOUR OWN AMAZING ATMOSPHERE!

change the atmosphere around you with ease

WHITE
dim
light intensity



COLOUR
change
colours



Uses technology

tuya

APP
TUJA SMART
SMART LIFE

"WI-FI, BLUETOOTH, AMAZON ALEXA, GOOGLE VOICE ASSISTANT TECHNOLOGY"

SYSTEM COMPATIBLE WITH IOS 8.0 OR HIGHER; ANDROID 4.3 OR HIGHER.

CONVENIENT!



You can operate the light while sitting on the sofa or in bed!

ENERGY SAVING



No more lights left on by mistake!

SAFETY FUNCTION



Switch the lights on and off in your absence as if someone were in the house

ENABLING



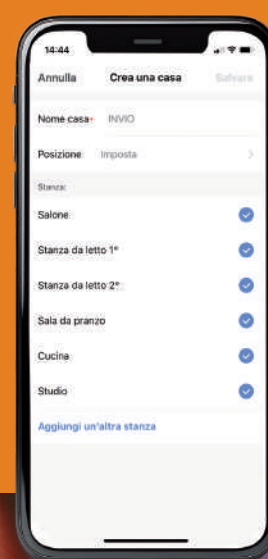
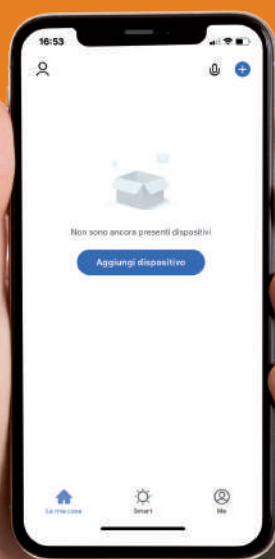
Essential for those who have difficulties with movement: activate from your mobile phone from your PC or with voice assistants.

DURASmart EASY TO USE

Control all the lamps in the house, in the shop, in any room.
The number of connections is equal to the number of lamps in the system.
Control distance is within the 100 meters range of the router



Create fixed or dynamic lighting scenarios to be activated immediately or programmed to switch on or off at specified times, even in the absence of people.



**FIND THE PERFECT ATMOSPHERE
FOR YOUR RELAXATION**

**TRANSFORM YOUR ENVIRONMENT
WITH PANACHE AND COLOUR!**



Change your environment
playing with light

Warm white or cool white?
with DuraSmart you can choose

interacts with the music
on your mobile or tablet




The last light mode you
set is
restored when you
switch it on again

Talk to your voice assistants, Amazon Alexa, or
Google Voice Assistant and control your light!







LED lamps




DURASmart









BASIC	220-240 Vac	Ra >80		15000 h L70B50	IP20	-25°C +35°C	 200°	
--------------	-------------	--------	---	----------------	------	-------------	--	---




DURASmart CANDLE

W		lm	K			H				ART.
5	E14	470	2700-6500 + RGB	200°	37	106	F	10 / 10	1	LSC37L1RGBW







BASIC	220-240 Vac	Ra >80		15000 h L70B50	IP20	-25°C +35°C	 36°	
--------------	-------------	--------	---	----------------	------	-------------	---	---




DURASmart ROUND

W		lm	K			H				ART.
5	E14	470	2700-6500 + RGB	36°	45	90	F	10 / 10	2	LSP45L1RGBW







BASIC	220-240 Vac	Ra >80		15000 h L70B50	IP20	-25°C +35°C	 200°	
--------------	-------------	--------	---	----------------	------	-------------	--	---

DURASmart A60

W		lm	K			H				ART.
9	E27	806	2700-6500 + RGB	200°	60	120	F	10 / 10	3	LSA60L1RGBW
11	E27	1055	2700-6500 + RGB	200°	60	120	F	10 / 10	3	LSA60L2RGBW

BASIC	220-240 Vac	Ra >80		15000 h L70B50	IP20	-25°C +35°C	 36°	
--------------	-------------	--------	---	----------------	------	-------------	---	---

DURASmart GU10

W		lm	K			H				ART.
5	GU10	345	2700-6500 + RGB	36°	50	54	G	10 / 10	4	LSGU10L1RGBW

DECO LED TECNO VINTAGE

Contemporary technology with the elegance of classic shapes

The state of the art power pack incorporated into the body manages and compensates for voltage variations on the network to ensure constant power supply to the LED filaments.

This design creates glow “sticks” to identify with the old fashioned incandescent lamps that are identified as extremely resistant “filaments”.



TRANSPARENT
THE SAME BULBS
AND LIGHT EFFECT AS
INCANDESCENT LAMPS.



OPAL
A COMPLETELY WHITE
BULB THAT DOES NOT
SHOW THE FILAMENTS



MATT
THE SAME BULB AND FINISH
AS INCANDESCENT LAMPS:
AVAILABLE WITH 2700K AND
2200K



AMBER
BULB WITH A PLEASANT
AMBER COLOUR;
'SOFT FILAMENTS' VERSION
FOR LOVELY CURVES FOR
ATMOSPHERIC LIGHTING
EFFECTS



MIRROR TOP
AN EXTREMELY
DECORATIVE AND
ANTI-GLARE GLOBE
THAT HAS BEEN
UPDATED WITH LED
TECHNOLOGY

MAX SAVING

When the Energy Class label was first applied to light bulbs, it was assumed that Classes A, B and C would remain empty for a long time.

Instead, technological innovation made it possible to reach Class A within a couple of years, increasing efficiency steadily, quickly improving components and products, and achieving the desired 93% energy saving result! and With a life cycle of 50,000 hours!

Here is our first Class A range.


*Compared to a LED lamp.





**Calculated on the light output of an incandescent lamp.









LED lamps

DECO LED TECNO VINTAGE TRANSPARENT



PLUS	220-240 Vac	Ra 80		50000 h L70B50	IP20	-25°C +35°C			
-------------	----------------	-------	---	-------------------	------	----------------	---	--	---





DECO LED TECNO VINTAGE TRANSPARENT GLS A CLASS

W		lm	K			H				ART.
3.8	E27	806	2700	320°	60	106	A	10 / 10	1	LFA601827
5	E27	1060	2700	320°	60	106	A	10 / 10	1	LFA602827







LED lamps

DECO LED TECNO VINTAGE TRANSPARENT



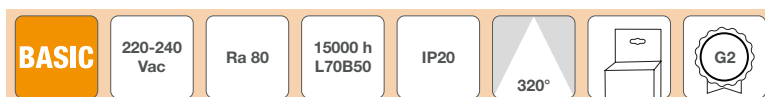
PLUS	220-240 Vac	Ra 80		50000 h L70B50	IP20	-25°C +35°C	 320°		
-------------	----------------	-------	---	-------------------	------	----------------	--	--	---

DECO LED TECNO VINTAGE TRANSPARENT CANDLE

W		lm	K			H				ART.
2.2	E27	470	2700	320°	35	92	A	10 / 10	2	LFC3727W
2.2	E14	470	2700	320°	35	114	A	10 / 10	3	LFC371827

LED lamps

DECO LED TECNO VINTAGE TRANSPARENT



DECO LED TECNO VINTAGE TRANSPARENT GLS

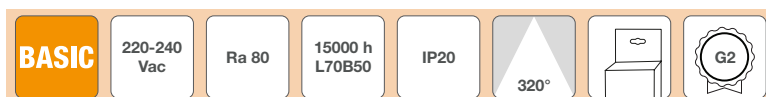
W			lm	K			H				ART.
2.5		E27	250	2700	320°	60	105	F	10 / 10	1	LF0541W
7		E27	806	2700	320°	60	105	E	10 / 10	2	LF0543W
7		E27	806	3000	320°	60	105	E	10 / 10	1	LF0543830
7		E27	806	4000	320°	60	105	E	10 / 10	2	LF0543N
7		E27	806	6400	320°	60	105	E	10 / 10	2	LF0543C
8		E27	1055	2700	320°	60	105	E	10 / 10	2	LFA600827
8	Yes	E27	1055	2700	320°	60	105	E	10 / 10	2	LFA60827-D *
8		E27	1055	3000	320°	60	105	E	10 / 10	2	LFA600830
8		E27	1055	4000	320°	60	105	E	10 / 10	2	LFA600840
8		E27	1055	6400	320°	60	105	E	10 / 10	2	LFA600860
10		E27	1521	2700	320°	60	105	D	10 / 10	2	LFA601027
10	Yes	E27	1350	2700	320°	60	105	D	10 / 10	5	LFA601027-D *
10		E27	1550	4000	320°	60	105	D	10 / 10	2	LFA601040
10		E27	1550	6400	320°	60	105	D	10 / 10	2	LFA601060
12		E27	1521	3000	320°	67	123	E	10 / 10	3	LFA671230 ▼

▼ To be discontinued.

* Can be used with TRIAC leading edge dimmers. Dimmers' list on www.duralamp.com

LED lamps

DECO LED TECNO VINTAGE TRANSPARENT



DECO LED TECNO VINTAGE TRANSPARENT ROUND



W			lm	K			H				ART.
2		E27	250	2700	320°	45	78	E	10 / 10	5	LFG453W
2		E27	250	4000	320°	45	78	E	10 / 10	5	LFG453N
2		E27	250	6400	320°	45	78	E	10 / 10	5	LFG453C
4		E27	470	2700	320°	45	78	E	10 / 10	5	LFP4547W
4		E14	470	2700	320°	45	78	E	10 / 10	6	LFP454
4		E14	470	3000	320°	45	78	E	10 / 10	6	LFP454830
4		E14	470	4000	320°	45	78	E	10 / 10	6	LFP454N
4		E14	470	6400	320°	45	78	E	10 / 10	6	LFP454C
6		E14	806	2700	320°	45	85	E	10 / 10	7	LFP450627
6	Yes	E14	806	2700	320°	45	85	E	10 / 10	6	LFP450627-D *
6		E14	806	4000	320°	45	85	E	10 / 10	6	LFP450640
6		E14	806	6400	320°	45	85	E	10 / 10	6	LFP450664

* Can be used with TRIAC leading edge dimmers. Dimmers' list on www.duralamp.com








LED lamps

DECO LED TECNO VINTAGE TRANSPARENT



BASIC	220-240 Vac	Ra 80	15000 h L70B50	IP20	320°		
--------------	-------------	-------	----------------	------	------	---	---

DECO LED TECNO VINTAGE TRANSPARENT CANDLE





W			lm	K			H				ART.
4		E14	470	2700	320°	35	98	E	10 / 10	8	LFC374
4		E27	470	2700	320°	35	92	E	10 / 10	9	LFC3747W
4		E14	470	3000	320°	35	98	E	10 / 10	8	LFC374830
4		E14	470	4000	320°	35	98	E	10 / 10	8	LFC374N
4		E14	470	6400	320°	35	98	E	10 / 10	8	LFC374C
6		E14	806	2700	320°	35	98	E	10 / 10	8	LFC370627
6	Yes	E14	806	2700	320°	35	98	E	10 / 10	8	LFC370627-D *
6		E14	806	4000	320°	35	98	E	10 / 10	8	LFC370640
6		E14	470	6400	320°	35	98	E	10 / 10	8	LFC370664

* Can be used with TRIAC leading edge dimmers. Dimmers' list on www.duralamp.com







LED lamps

DECO LED TECNO VINTAGE TRANSPARENT



BASIC	220-240 Vac	Ra 80		15000 h L70B50	IP20	-25°C +35°C	 320°		
--------------	----------------	-------	---	-------------------	------	----------------	--	--	---

DECO LED TECNO VINTAGE TRANSPARENT FLAME





W		lm	K			H				ART.
2	E14	250	2700	320°	35	120	E	10 / 10	10	LFF372
4	E14	470	2700	320°	35	120	E	10 / 10	11	LFF374
4	E14	470	3000	320°	35	120	E	10 / 10	11	LFF374830

LED lamps







DECO LED TECNO VINTAGE TRANSPARENT



1





BASIC	220-240 Vac	Ra 80		15000 h L70B50	IP20	-25°C +35°C	 320°		
--------------	-------------	-------	---	----------------	------	----------------	--	---	---

DECO LED TECNO VINTAGE TRANSPARENT T9







W		lm	K			H				ART.
5	E27	550	2700	320°	30	138	E	10 / 10	1	FLT90527



2

BASIC	220-240 Vac	Ra 80		15000 h L70B50	IP20	-25°C +35°C	 320°		
--------------	-------------	-------	---	----------------	------	----------------	--	---	---

DECO LED TECNO VINTAGE TRANSPARENT T32

W		lm	K			H				ART.
6	E27	600	2700	320°	32	300	F	10 / 10	2	LFT320627

LED lamps

DECO LED TECNO VINTAGE TRANSPARENT



BASIC	220-240 Vac	Ra 80	15000 h L70B50	IP20	-25°C +35°C	320°	G2
--------------	----------------	-------	-------------------	------	----------------	------	----

DECO LED TECNO VINTAGE TRANSPARENT ST64

W			lm	K			H				ART.
5		E27	550	2700	320°	65	142	E	10 / 10	3	FLST640527 ▼
7		E27	820	2700	320°	65	142	E	10 / 10	4	FLST640727
8		E27	1055	2700	320°	64	142	E	10 / 10	4	LFST640827
12		E27	1521	2700	320°	64	142	D	10 / 10	5	LFST641127
12	Yes	E27	1350	2700	320°	64	142	E	10 / 10	5	LFST641127-D *

▼ To be discontinued.

* Can be used with TRIAC leading edge dimmers. Dimmers' list on www.duralamp.com

LED lamps

DECO LED TECNO VINTAGE TRANSPARENT



BASIC

220-240
Vac

Ra 80

15000 h
L70B50


IP20

-25°C
+35°C

320°



DECO LED TECNO VINTAGE TRANSPARENT GLOBE

W			lm	K			H				ART.
6		E27	660	2700	320°	95	138	E	10 / 10	1	LF0337W
7		E27	806	2700	320°	95	140	E	10 / 10	2	LFG950727
8		E27	1055	2700	320°	95	138	E	10 / 10	2	LFG950827
8	Yes	E27	1055	2700	320°	95	138	E	10 / 10	2	LFG950827-D *
6		E27	660	2700	320°	125	175	E	10 / 10	3	LF0437W
7		E27	806	2700	320°	125	175	E	10 / 10	3	LFG1257
11		E27	1521	2700	320°	125	175	D	10 / 10	3	LFG1251127
11	Yes	E27	1350	2700	320°	125	172	E	10 / 10	4	LFG1251127-D *








* Can be used with TRIAC leading edge dimmers. Dimmers' list on www.duralamp.com

LED lamps

DECO LED TECNO VINTAGE MATT


BASIC	220-240 Vac	Ra 80	15000 h L70B50	IP20	-25°C +35°C	320°		
--------------	-------------	-------	----------------	------	-------------	------	---	---








DECO LED TECNO VINTAGE MATT GLS

W			lm	K			H				ART.
6		E27	660	2700	320°	60	105	E	10 / 10	1	LFA606-F
7	Yes	E27	670	2200	320°	60	105	F	10 / 10	1	LFA60722 *
7		E27	806	2700	320°	60	105	E	10 / 10	1	LFA607-F
8		E27	1055	2700	320°	60	105	E	10 / 10	1	LFA600827-F
12		E27	1521	2700	320°	67	118	E	10 / 10	2	LFA671227-F




* Can be used with TRIAC leading edge dimmers. Dimmers' list on www.duralamp.com

BASIC	220-240 Vac	Ra 80	15000 h L70B50	IP20	-25°C +35°C	320°		
--------------	-------------	-------	----------------	------	-------------	------	---	---







DECO LED TECNO VINTAGE MATT ROUND

W			lm	K			H				ART.
4	Yes	E14	340	2200	320°	45	78	F	10 / 10	3	LFP45422 *
4		E14	470	2700	320°	45	78	E	10 / 10	3	LFP454-F

* Can be used with TRIAC leading edge dimmers. Dimmers' list on www.duralamp.com





BASIC	220-240 Vac	Ra 80		15000 h L70B50	IP20	-25°C +35°C	320°		
--------------	-------------	-------	---	----------------	------	-------------	------	---	---

DECO LED TECNO VINTAGE MATT CANDLE







W		lm	K			H				ART.
4	E14	470	2700	320°	35	100	E	10 / 10	4	LFC374-F



LED lamps

DECO LED TECNO VINTAGE MATT








BASIC	220-240 Vac	Ra 80		15000 h L70B50	IP20	-25°C +35°C	 320°		
--------------	-------------	-------	---	----------------	------	----------------	--	---	---

DECO LED TECNO VINTAGE MATT FLAME

W		lm	K			H				ART.
4	E14	470	2700	320°	35	120	E	10 / 10	5	LFF374-F

BASIC	220-240 Vac	Ra 80	15000 h L70B50	IP20	-25°C +35°C	 320°	
--------------	-------------	-------	----------------	------	----------------	--	---

DECO LED TECNO VINTAGE MATT GLOBE




W			lm	K			H				ART.
6		E27	600	2700	320°	95	138	F	10 / 10	6	LFG956-F
7	Yes	E27	670	2200	320°	125	176	F	10 / 10	7	LFG125722 ▼
7		E27	806	2700	320°	125	175	E	10 / 10	7	LFG1257-F

▼ While stocks last: please contact the sales department before committing with customers.







LED lamps




DECO LED TECNO VINTAGE OPAL









BASIC	220-240 Vac	Ra 80		15000 h L70B50	IP20	-25°C +35°C	 320°	
--------------	-------------	-------	---	----------------	------	-------------	--	--



DECO LED TECNO VINTAGE OPAL ROUND

W		lm	K			H				ART.
3	E14	250	2700	320°	45	73	G	10 / 10	1	LG453W








BASIC	220-240 Vac	Ra 80		20000 h L70B50	IP20	-25°C +35°C	 320°	
--------------	-------------	-------	---	----------------	------	-------------	--	--

DECO LED TECNO VINTAGE OPAL CANDLE

W		lm	K			H				ART.
3	E14	250	2700	320°	35	99	G	10 / 10	2	LG373W

BASIC	220-240 Vac	Ra 80	15000 h L70B50	IP20	-25°C +35°C	 320°	
--------------	-------------	-------	----------------	------	-------------	--	---

DECO LED TECNO VINTAGE OPAL GLS

W			lm	K			H				ART.
7		E27	806	2700	320°	60	105	E	10 / 10	3	LG6090W
7	Yes	E27	806	2700	320°	60	105	E	10 / 10	3	LG6090W-D *

* Can be used with TRIAC leading edge dimmers. Dimmers' list on www.duralamp.com






LED lamps

DECO LED TECNO VINTAGE AMBER



BASIC	220-240 Vac	Ra 80		15000 h	IP20	-25°C +35°C	 320°		
--------------	-------------	-------	---	---------	------	----------------	--	--	---






DECO LED TECNO VINTAGE AMBER GLS

W		lm	K			H			ART.
3	E27	130	1800	320°	60	105	10 / 10	1	LFA60L1AM
4	E27	200	1800	320°	60	105	10 / 10	2	LFA60L2AM

DECO LED TECNO VINTAGE AMBER ST64

W		lm	K			H			ART.
4	E27	200	1800	320°	65	142	10 / 10	3	LFST64L1AM





DECO LED TECNO VINTAGE AMBER GLOBE

W		lm	K			H			ART.
4	E27	200	1800	320°	95	138	10 / 10	4	LFG95L1AM
4	E27	200	1800	320°	125	172	10 / 10	5	LFG125L1AM







LED lamps

DECO LED TECNO VINTAGE DECORATIVE









BASIC	220-240 Vac	Ra 80		15000 h L70B50	IP20	-25°C +35°C	 180°		
--------------	-------------	-------	---	----------------	------	-------------	--	--	---

DECO LED TECNO VINTAGE MIRROR TOP GLS

W		lm	K			H				ART.
4	E27	400	2600	180°	60	105	F	10 / 10	1	LFA6004CU
4	E27	400	2600	180°	60	105	F	10 / 10	2	LFA6004G
4	E27	400	2600	180°	60	105	F	10 / 10	3	LFA6004S

DECO LED TECNO VINTAGE MIRROR TOP GLOBE

W		lm	K			H				ART.
5.5	E27	600	2700	180°	95	138	F	10 / 10	4	LFG95S
5.5	E27	600	2700	180°	125	175	F	10 / 10	5	LFG120S

SMD SOURCES

The ever-evolving tradition

Lamps that beat other technologies technologies for energy efficiency!

Ever-increasing efficiency: whatever the form, it's the function we appreciate every day! up to 166lm/W!!!!



DECO LED LAMP

THE MOST POPULAR IN DOMESTIC INSTALLATIONS:
SPHERE, CANDLE, GLS, TUBULAR...



GLOBES

... AND OTHER SHAPES WITH FLUXES UP TO
2500 LUMENS.



HIGH POWER

LAMPS FOR PROFESSIONAL USE WITH EFFICIENCY
UP TO 166LM/W!!!!



OTHER SOCKETS

R7S, G4, G9, GX53: MANY MODELS FOR EVERY USE.



LED lamps

DECO LED A60 EVO 220°

TPOLOGY

Led lamps with SMD technology and high efficiency chip.

FEATURES

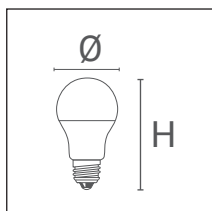
Wide choice of powers and color temperature.

MATERIAL

Termoconductive material body; antiglare opal finish of the lamp cover.

NOTES

Do not use with dimmers except if otherwise indicated.



BASIC	220-240 Vac	Ra 80	15000 h L70B50	IP20	-25°C +35°C	220°	G2
--------------	-------------	-------	----------------	------	----------------	------	----

W			lm	K			H				ART.
9		E27	806	3000	220°	60	109	F	10 / 10	1	DA6080W
9		E27	823	4000	220°	60	109	F	10 / 10	1	DA6080N
9		E27	831	6000	220°	60	109	F	10 / 10	1	DA6080C
11	Yes	E27	1055	2700	220°	60	118	F	10 / 10	3	DA6012W-D *
11		E27	1055	3000	220°	60	112	F	10 / 10	2	DA6010W
11		E27	1077	4000	220°	60	112	F	10 / 10	2	DA6010N
11		E27	1087	6400	220°	60	112	F	10 / 10	2	DA6010C
14,5		E27	1521	3000	220°	60	124	F	10 / 10	3	DA6015W
14,5		E27	1552	4000	220°	60	124	F	10 / 10	3	DA6015N
14,5		E27	1567	6400	220°	60	124	F	10 / 10	3	DA6015C
15		E27	2050	3000	220°	60	118	D	10 / 10	3	DA6020W
15		E27	2080	4000	220°	60	118	D	10 / 10	3	DA6020N
15		E27	2100	6400	220°	60	118	D	10 / 10	3	DA6020C
16	Yes	E27	2200	3000	220°	60	118	D	10 / 10	4	DA6022W-D *
17		E27	2400	3000	220°	60	118	D	10 / 10	3	DA6024W
17		E27	2450	4000	220°	60	118	D	10 / 10	3	DA6024N
17		E27	2490	6400	220°	60	118	D	10 / 10	3	DA6024C

* Can be used with TRIAC leading edge dimmers. Dimmers' list on www.duralamp.com

LED lamps

DECO LED A50 - A60 EVO 330°

TYOLOGY

Led lamps with SMD technology and high efficiency chip.

FEATURES

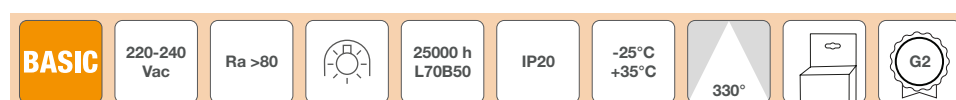
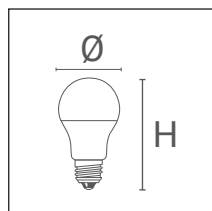
Wide choice of powers and color temperature.

MATERIAL

Termoconductive material body; antiglare opal finish of the lamp cover.

NOTES

Do not use with dimmers except if otherwise indicated.



W			lm	K			H				ART.
6		E27	600	2700	330°	50	92	F	10 / 10	8	DA60A001W
8		E27	806	2700	330°	60	108	F	10 / 10	9	DA60A002W
10		E27	1050	2700	330°	60	116	F	10 / 10	10	DA60A003W
10	Yes	E27	1050	2700	330°	60	116	F	10 / 10	10	DA60A003W-D *

* Can be used with TRIAC leading edge dimmers. Dimmers' list on www.duralamp.com



WATTS VS LUMENS

with the same light output, LEDs will become more and more efficient.

What we want is ever greater energy savings.

When choosing a light source, it is the flux level that has to be chosen!

INCANDESCENT- LAMPS WATTAGE	40W	—	450 lumen
	60W	—	800 lumen
	75W	—	1100 lumen
	100W	—	1600 lumen

see more projects



QUADRIPACK: QUALITY IN CONVENIENCE FORMAT

LED lamps in convenient 4-piece packs.
The same quality as other lamps, optimised packaging.



**ALL QUADRIPACKS ARE AVAILABLE IN THE THREE
COLOUR TEMPERATURES**



**WARM
LIGHT**






**NATURAL
LIGHT**









**COOL
LIGHT**





LED lamps

QUADRIPACK








BASIC	220-240 Vac	Ra >80		15000 h L70B50	IP20	-25°C +35°C	 240°	
--------------	-------------	--------	---	----------------	------	-------------	--	--

QUADRIPACK A60

W		lm	K			H				ART.
9	E27	806	3000	220°	60	102	F	6 / 24	5	A6080W-4
9	E27	823	4000	200°	60	102	F	6 / 24	5	A6080N-4
9	E27	831	6400	220°	60	102	F	6 / 24	5	A6080C-4
11	E27	1055	3000	220°	60	120	F	6 / 24	4	A6010W-4
11	E27	1077	4000	200°	60	120	F	6 / 24	4	A6010N-4
11	E27	1087	6400	220°	60	120	F	6 / 24	4	A6010C-4
13.5	E27	1521	3000	220°	60	120	E	6 / 24	4	A6015W-4
13.5	E27	1552	4000	200°	60	120	E	6 / 24	4	A6015N-4
13.5	E27	1567	6400	220°	60	120	E	6 / 24	4	A6015C-4





BASIC	220-240 Vac	Ra >80		15000 h L70B50	IP20	-25°C +35°C	 240°		
--------------	-------------	--------	---	----------------	------	-------------	--	--	---

QUADRIPACK ROUNDQ E27







W		lm	K			H				ART.
5	E27	470	3000	240°	45	79	F	6 / 30	3	CP45W7-4
5	E27	485	4000	240°	45	79	F	6 / 30	3	CP45N7-4
5	E27	500	6400	240°	45	79	F	6 / 30	3	CP45C7-4





LED lamps

QUADRIPACK







BASIC	220-240 Vac	Ra >80		15000 h L70B50	IP20	-25°C +35°C	 240°		
--------------	-------------	--------	---	----------------	------	----------------	--	--	---

QUADRIPACK ROUND E14

W		lm	K			H				ART.
5	E14	470	3000	240°	45	79	F	6 / 30	2	CP45W-4
5	E14	485	4000	240°	45	79	F	6 / 30	2	CP45N-4
5	E14	500	6400	240°	45	79	F	6 / 30	2	CP45C-4

BASIC	220-240 Vac	Ra >80		15000 h L70B50	IP20	-25°C +35°C	 240°		
--------------	-------------	--------	---	----------------	------	----------------	--	--	---

QUADRIPACK CANDLE

W		lm	K			H				ART.
5	E14	470	3000	240°	37	100	F	6 / 30	1	CC37W-4
5	E14	485	4000	240°	37	100	F	6 / 30	1	CC37N-4
5	E14	500	6400	240°	37	100	F	6 / 30	1	CC37C-4

LED lamps

DECO LED UP ROUND - E14

TPOLOGY

Immediate retro-fit of incandescent lamps up to 60W, perfect replacement of opal incandescent lamps, no more available on the European market.

FEATURES

Uniformly diffused lighting on the axes.

MATERIAL

The body of the lamp is in termoconductive material to optimise heat dissipation; ultralight cover.

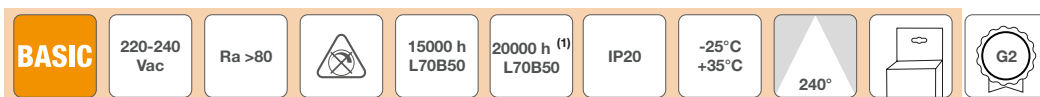
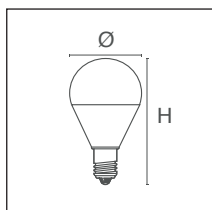
BEAM

240° - Antiglare opal finish of the lamp cover.

NOTES

Disponibili su richiesta in version 110-132V AVAILABLE UPON REQUEST.

2700K
3000K
4000K
6400K



W			lm	K			H				ART.
3,2		E14	270	2700	240°	45	80	G	10 / 10	2	L017WW ⁽¹⁾
3,2		E14	270	3000	240°	45	80	G	10 / 10	2	L017W ⁽¹⁾
3,2		E14	280	4000	240°	45	80	F	10 / 10	2	L017N ⁽¹⁾
3,2		E14	290	6400	240°	45	80	F	10 / 10	2	L017C ⁽¹⁾
5	Yes	E14	470	2700	240°	45	80	F	10 / 10	3	CP4535WWD *
5		E14	470	3000	240°	45	80	F	10 / 10	2	CP4535WF
5		E14	485	4000	240°	45	80	F	10 / 10	2	CP4535NF
5		E14	500	6400	240°	45	80	F	10 / 10	2	CP4535CF
6,4		E14	650	2700	240°	45	80	F	10 / 10	2	CP456WWF
6,4		E14	650	3000	240°	45	80	F	10 / 10	2	CP456WF
6,4		E14	680	4000	240°	45	80	F	10 / 10	2	CP456NF
6,4		E14	700	6400	240°	45	80	F	10 / 10	2	CP456CF
7		E14	790	3000	240°	45	83	E	10 / 10	1	CP377WF
7		E14	800	4000	240°	45	83	E	10 / 10	1	CP377NF
7		E14	810	6400	240°	45	83	E	10 / 10	1	CP377CF

* Can be used with TRIAC leading edge dimmers. Dimmers' list on www.duralamp.com

LED lamps

DECO LED UP ROUND - E27

TYOLOGY

Immediate retro-fit of incandescent lamps up to 60W, perfect replacement of opal incandescent lamps, no more available on the European market.

FEATURES

Uniformly diffused lighting on the axes.

MATERIAL

The body of the lamp is in termoconductive material to optimise heat dissipation; ultralight cover.

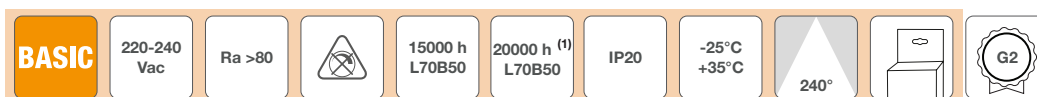
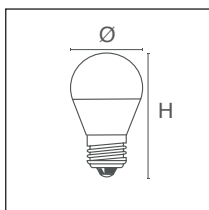
BEAM

240° - Antiglare opal finish of the lamp cover.

NOTES

110-132V available upon request.

2700K
3000K
4000K
6400K



W			lm	K			H				ART.
3.2		E27	270	2700	320°	45	82	G	10 / 10	2	L140WW ⁽¹⁾
3.2		E27	270	3000	240°	45	82	G	10 / 10	1	L140W ⁽¹⁾
3.2		E27	280	6000	240°	45	82	F	10 / 10	1	L140N ⁽¹⁾
3.2		E27	290	6400	240°	45	82	F	10 / 10	1	L140C ⁽¹⁾
5	Yes	E27	470	2700	240°	45	82	F	10 / 10	1	CP4535WW7D *
5		E27	470	3000	240°	45	80	F	10 / 10	1	CP4535W7F
5		E27	485	4000	240°	45	80	F	10 / 10	1	CP4535N7F
5		E27	500	6400	240°	45	80	F	10 / 10	1	CP4535C7F
6.4		E27	650	2700	240°	45	80	F	10 / 10	1	CP456WW7F
6.4		E27	650	3000	240°	45	80	F	10 / 10	1	CP456W7F
6.4		E27	680	4000	240°	45	80	F	10 / 10	1	CP456N7F
6.4		E27	700	6400	240°	45	80	F	10 / 10	1	CP456C7F
7		E27	790	3000	240°	45	90	E	10 / 10	1	CP377W7F
7		E27	800	4000	240°	45	90	E	10 / 10	1	CP377N7F
7		E27	810	6400	240°	45	90	E	10 / 10	1	CP377C7F

* Can be used with TRIAC leading edge dimmers. Dimmers' list on www.duralamp.com

LED lamps

DECO LED UP CANDLE

TPOLOGY

Immediate retro-fit of incandescent lamps up to 60W, perfect replacement of opal incandescent lamps, no more available on the European market.

FEATURES

Uniformly diffused lighting on the axes.

MATERIAL

The body of the lamp is in termoconductive material to optimise heat dissipation; ultralight cover.

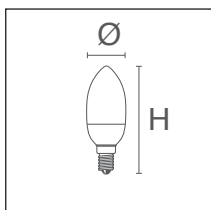
BEAM

240° - Antiglare opal finish of the lamp cover.

NOTES

Disponibili su richiesta in version 110-132V AVAILABLE UPON REQUEST.

2700K
3000K
4000K
6400K



BASIC

Ra >80



IP20

-25°C
+35°C

240°



W		lm	K			H			ART.
3.2	E14	270	2700	240°	37	99	G	10 / 10	L037WW
3.2	E14	270	3000	240°	37	103	G	10 / 10	L037W
3.2	E14	280	4000	240°	37	103	F	10 / 10	L037N
3.2	E14	290	6000	240°	37	103	F	10 / 10	L037C
5	E14	470	3000	240°	37	103	F	10 / 10	CC3735WF
5	E14	485	4000	240°	37	103	F	10 / 10	CC3735NF
5	E14	500	6400	240°	37	103	F	10 / 10	CC3735CF
6.4	E14	650	3000	240°	37	98	F	10 / 10	CC376WF
6.4	E14	680	4000	240°	37	98	F	10 / 10	CC376NF
6.4	E14	700	6400	240°	37	98	F	10 / 10	CC376CF
7	E14	790	3000	240°	37	107	E	10 / 10	CC377WF
7	E27	790	3000	240°	37	107	E	10 / 10	CC377W7F
7	E14	800	4000	240°	37	107	E	10 / 10	CC377NF
7	E27	800	4000	240°	37	107	E	10 / 10	CC377N7F
7	E14	810	6400	240°	37	107	E	10 / 10	CC377CF
7	E27	810	6400	240°	37	107	E	10 / 10	CC377C7F

LED lamps

DECO LED UP FLAME

TYOLOGY

Immediate retro-fit of incandescent lamps up to 60W, perfect replacement of opal incandescent lamps, no more available on the European market.

FEATURES

Uniformly diffused lighting on the axes.

MATERIAL

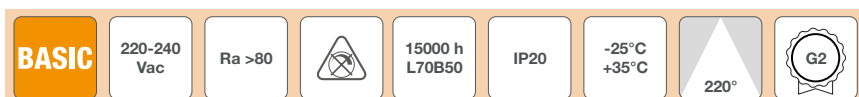
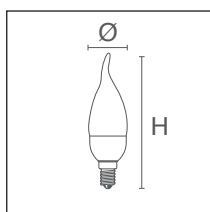
The body of the lamp is in termoconductive material to optimise heat dissipation; ultralight cover.











BEAM

240° - Antiglare opal finish of the lamp cover.

NOTES

Disponibili su richiesta in version 110-132V AVAILABLE UPON REQUEST.



									
3.2	E14	270	3000	220°	37	133	G	10 / 10	L151W

LED lamps TUBOLARI

TPOLOGY

LED retrofit lamp to replace halogen tubular lamps.

FEATURES

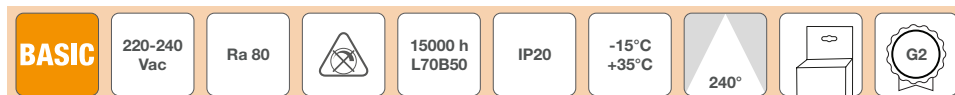
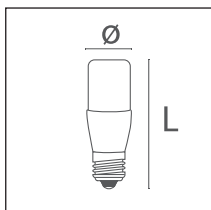
Classic shapes for immediate retro-fit of halogen lamps in specific applications: traditional chandeliers, bracket lamp, small fittings, suspensions.

MATERIAL

Termoconductive material body; antiglare opal finish of the lamp cover.

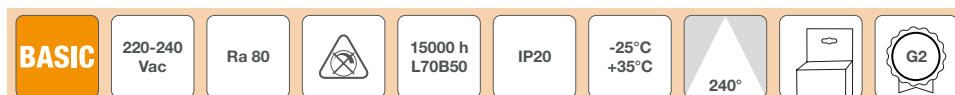
NOTES

Do not use with dimmers except if otherwise indicated.



T37 TUBULAR LED

W		lm	K			H				ART.
7	E27	630	3000	240°	37	105	F	10 / 10	1	T37L1W7
7	E27	660	4000	240°	37	105	F	10 / 10	1	T37L1N7
7	E27	680	6400	240°	37	105	F	10 / 10	1	T37L1C7
8	E27	800	3000	240°	37	115	F	10 / 10	2	T37L2W7
8	E27	830	4000	240°	37	115	F	10 / 10	2	T37L2N7
8	E27	850	6400	240°	37	115	F	10 / 10	2	T37L2C7





T43 TUBULAR LED








W		lm	K			H				ART.
11	E27	1160	3000	240°	43	130	F	10 / 10	3	T43L3W7
11	E27	1160	4000	240°	43	130	F	10 / 10	3	T43L3N7
11	E27	1200	6400	240°	43	130	F	10 / 10	3	T43L3C7

LED lamps

TUBOLARI

BASIC	220-240 Vac	Ra 80	15000 h L70B50	IP20	-25°C +35°C	240°		
--------------	----------------	-------	-------------------	------	----------------	------	---	---

T48 TUBULAR LED

W			lm	K			H				ART.
14		E27	1560	3000	240°	48	140	E	10 / 10	4	T48L1W7
14	Yes	E27	1540	3000	240°	48	140	E	10 / 10	4	T48L1W7-D *
14		E27	1580	4000	240°	48	140	E	10 / 10	4	T48L1N7
14		E27	1600	6400	240°	48	140	E	10 / 10	4	T48L1C7

* Can be used with TRIAC leading edge dimmers. Dimmers' list on www.duralamp.com

LED lamps

GLOBO 95 AND GLOBO 120

TPOLOGY

Opal globe with generation LED sources made with SMD technology and high efficiency chips.

FEATURES

A lamp created to meet general lighting requirements and obtain significant energy saving at the same time.

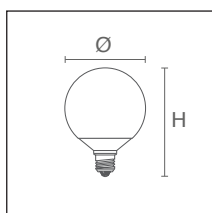
Excellent light output, able to replace an incandescent or energy-saving fluorescent globe with even lower energy consumption.

MATERIAL






Thermoconductive polymers with aluminum inserts.

NOTES

Do not use with dimmer.








GLOBO 95

W		lm	K			H			ART.
10	E27	1000	3000	240°	95	137	F	10 / 10	DG257W
12	E27	1130	4000	240°	95	137	F	10 / 10	DG257N
12	E27	1150	6400	240°	95	137	F	10 / 10	DG257C
12	E27	1350	3000	240°	95	137	E	10 / 10	DG357W
12	E27	1400	4000	240°	95	137	E	10 / 10	DG357N
12	E27	1400	6400	240°	95	137	E	10 / 10	DG357C
15	E27	2050	3000	240°	95	135	D	10 / 10	DG757W
16	E27	2000	4000	240°	95	135	E	10 / 10	DG757N
16	E27	2030	6400	240°	95	135	E	10 / 10	DG757C



GLOBO 120

W		lm	K			H			ART.
12	E27	1350	3000	240°	120	159	E	10 / 10	DG457W
14	E27	1340	4000	240°	120	159	F	10 / 10	DG457N
14	E27	1370	6400	240°	120	159	F	10 / 10	DG457C
16	E27	1850	3000	240°	120	159	E	10 / 10	DG557W
16	E27	2000	4000	240°	120	159	E	10 / 10	DG557N
16	E27	2000	6400	240°	120	159	E	10 / 10	DG557C
17	E27	2350	3000	240°	120	159	D	10 / 10	DG657W
17	E27	2400	4000	240°	120	159	D	10 / 10	DG657N
17	E27	2400	6400	240°	120	159	D	10 / 10	DG657C

LED lamps

TENDERERA

TYPOLGY

Circular shape LED lamp.

FEATURES

The generation circoline has made a leap forward from the aesthetic point of view: Tenderera is a lamp that does not need any fitting.

MATERIAL

Body impact-resistant plastic, easy to clean.

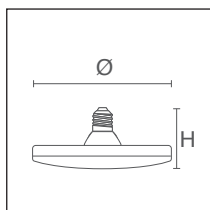
BEAM

Beam angle: 180° diffuses light evenly, precisely where needed.

NOTES

Can be completed with suspension wire, ceiling cap and E27 socket.

Do not use with dimmer.



BASIC

220-240
Vac






Ra >80



20000 h
L70B50

IP20



W		lm	K			H			ART.
17	E27	1700	3000	180°	150	80	F	1 / 10	TN20BW
17	E27	1790	4000	180°	150	80	F	1 / 10	TN20BN
20	E27	1880	6400	180°	150	80	F	1 / 10	TN20BC
24	E27	2670	3000	180°	200	95	E	1 / 10	TN30BW
24	E27	2735	4000	180°	200	95	E	1 / 10	TN30BN
24	E27	2800	6400	180°	200	95	E	1 / 10	TN30BC

LED lamps

ELLIPSOIDAL HIGH POWER

TPOLOGY

Range of high power LED lamps with SMD technology and high efficiency chip.

The 1800K and 2400K versions are specially designed to produce a "sodium effect": the extremely warm light colour is perfect for lighting stone buildings and ancient squares.

FEATURES

Innovative technological solution: the ballast has been separated into two parts to create a wide cooling zone and ensure long life. 50W and 70W versions are equipped with an E27 cap and an E40 adapter.

PF: 0.95.

MATERIAL

Thermally conductive plastic body and dissipator; opal polycarbonate anti-glare screen.

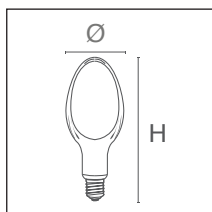
APPLICATIONS



Suitable for outdoor use inside suitable fixtures.






NOTES

Do not use with dimmer.

It can be used in closed fixtures.



BASIC	220-240 Vac	Ra >80		15000 h ⁽¹⁾ L70B50	25000 h L70B50	IP20	-25°C +35°C	300°	
--------------	-------------	--------	---	-------------------------------	----------------	------	----------------	------	---

W		lm	K			H			ART.
24	E27	3000	3000	300°	98	223	E	1 / 10	L3030HP4 ⁽¹⁾
24	E27	3050	4000	300°	98	223	E	1 / 10	L3040HP4 ⁽¹⁾
24	E27	3050	6400	300°	98	223	E	1 / 10	L3064HP4 ⁽¹⁾
→ 35	E27	4800	3000	300°	98	223	D	1 / 10	L4030HP4
35	E27	4100	4000	300°	98	223	E	1 / 10	L4040HP4 ⁽¹⁾
35	E27	4100	6400	300°	98	223	E	1 / 10	L4064HP4 ⁽¹⁾
50	E27/E40	4000	1800	300°	110	269		1 / 10	L50SEHP4
50	E27/E40	5000	2400	300°	110	269	F	1 / 10	L50SDHP4
50	E27/E40	5960	3000	300°	110	269	E	1 / 10	L5030HP4
→ 50	E27/E40	7000	4000	300°	110	269	D	1 / 10	L5040HP4
→ 50	E27/E40	7000	6400	300°	110	269	D	1 / 10	L5064HP4
70	E27/E40	5600	1800	300°	126	283		1 / 10	L70SEHP4
70	E27/E40	6700	2400	300°	126	283	F	1 / 10	L70SDHP4
70	E27/E40	7950	3000	300°	126	283	E	1 / 10	L7030HP4
70	E27/E40	8000	4000	300°	126	283	E	1 / 10	L7040HP4
→ 60	E27/E40	8500	6400	300°	126	311	D	1 / 10	L7064HP4

LED lamps

DECO LED HIGH POWER HP2

TPOLOGY

Range of high power LED lamps with SMD technology and high efficiency chip.

FEATURES

Flux up to 8600 lumens to replace also discharge lamps.

PF: 0.95~97.

INSTALLATION

Suitable for outdoor use inside suitable fixtures.

MATERIAL

Heat-resistant plastic body with metal inner coating; opaline anti-glare polycarbonate cover.

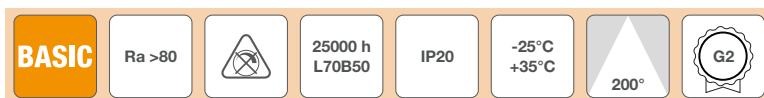
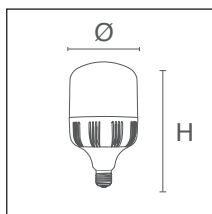
USAGE INFORMATION

Do not use with dimmer.

NOTES

In case of installation in public areas, it is advisable to use overvoltage surge protection.

The HP2 models are designed to withstand voltage peaks up to 6KV.



W		lm	K			H				ART.
50	E40	7250	4000	200°	120	225	D	1 / 10	1	L5040HP2
50	E40	7100	6400	200°	120	225	D	1 / 10	1	L5064HP2
70	E40	10200	4000	200°	137	250	D	10 / 10	2	L7040HP2
70	E40	10000	6400	200°	137	250	D	10 / 10	2	L7064HP2
90	E40	13500	4000	200°	137	268	D	1 / 6	3	L9040HP2
90	E40	13500	6400	200°	137	268	D	1 / 6	3	L9064HP2

LED lamps

DECO LED HIGH POWER HP5

TPOLOGY

Led lamps with SMD technology and high efficiency chip.

FEATURES

Available in 3 colour temperatures.

Flux up to 4200 lumens to replace also discharge lamps.

PF: 0.9.

MATERIAL

Heat-resistant plastic body with metal inner coating; opaline anti-glare polycarbonate cover.

APPLICATIONS

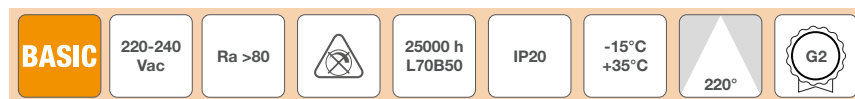
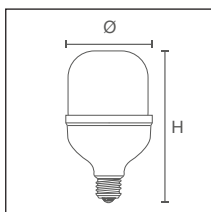
Suitable for outdoor use inside suitable fixtures.







USAGE INFORMATION

Do not use with dimmer.

NOTES

Lamps suitable for installation and use in residential, commercial and light industrial environments, in systems with "Category I" of impulse withstand in compliance with CEI EN 64-8/4 (IEC 60364-4-44).



W		lm	K			H				ART.
24	E27	3000	3000	200°	100	157	E	1 / 10	1	L2430HP5
→ 22	E27	3150	4000	200°	100	170	D	1 / 10	2	L2440HP5
→ 22	E27	3300	6400	200°	100	170	D	1 / 10	2	L2464HP5
→ 24	E27	3850	3000	220°	100	170	C	1 / 10	2	L3030HP5
→ 24	E27	4000	4000	220°	100	170	C	1 / 10	2	L3040HP5
→ 24	E27	4200	6400	220°	100	170	C	1 / 10	2	L3064HP5

LED lamps

LINEAR ERRE7S 330°

TPOLOGY

Linear LED lamp with a 330° light emission and offset lamp caps.

FEATURES

The particular position of the lamp caps allows these lamps to be inserted into all fixtures with R7s lampholders.

MATERIAL

Thermoconductive polymers.

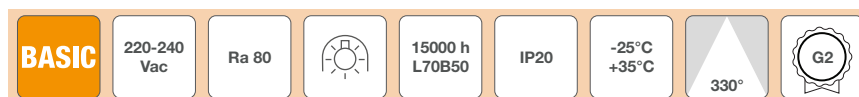
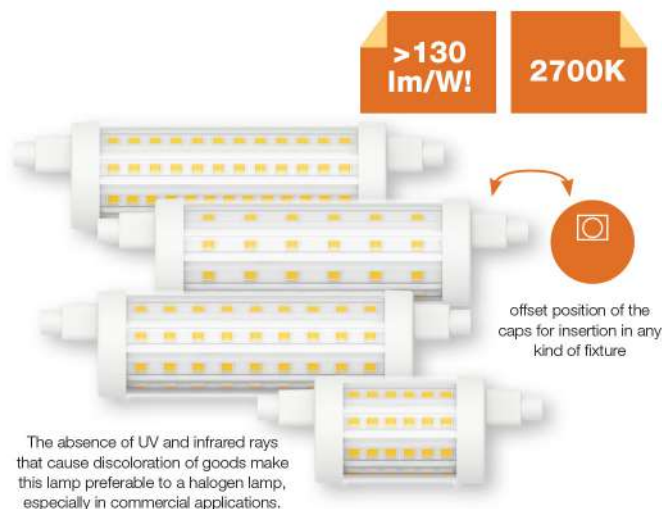
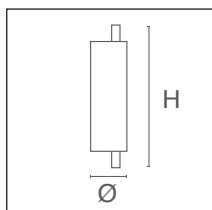
APPLICATIONS

The absence of UV and infrared rays that cause discoloration of goods make this lamp preferable to a halogen lamp, especially in commercial applications.

NOTES

Explosion proof glass not necessary.

Do not use with dimmers except if otherwise indicated.



W			lm	K			H				ART.
8.2		R7s	1055	2700	330°	29	78	E	10 / 10	2	L2971W
8.2		R7s	1055	4000	330°	29	78	E	10 / 10	2	L2971N
11.5		R7s	1521	2700	330°	29	118	E	10 / 10	1	L2972W
11.5		R7s	1521	4000	330°	29	118	E	10 / 10	1	L2972N
15	Yes	R7s	2000	2700	330°	29	118	E	10 / 10	1	L2973W-D *
15.5		R7s	2000	2700	330°	29	118	E	10 / 10	1	L2973W
15.5		R7s	2000	4000	330°	29	118	E	10 / 10	1	L2973N

* Can be used with TRIAC leading edge dimmers. Dimmers' list on www.duralamp.com

LED lamps

LINEAR R7S

TPOLOGY

Linear LED lamp with a phosphor coated filament.
Dimensions like those of halogen lamps and 320° light emission for immediate replacement of traditional lamps.

FEATURES

Particularly small diameter, easy to insert into fixtures with R7s lampholders.

Warm and welcoming light colour and big energy savings.

MATERIAL

Glass.

APPLICATIONS

The absence of UV and infrared rays that cause discoloration of goods make this lamp preferable to a halogen lamp, especially in commercial applications.

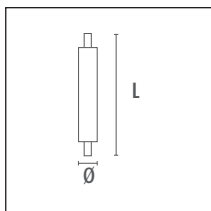
NOTES

Explosion proof glass not necessary.

2700K



The absence of UV and infrared rays that cause discoloration of goods make this lamp preferable to a halogen lamp, especially in commercial applications.



BASIC

220-240
Vac

Ra 80



15000 h
L70B50

IP20

-25°C
+35°C



320°



G2

W



lm

K



H



ART.

4

R7s

540

2700

320°

18

78

D

10 / 10

LF1971W

8

R7s

950

2700

320°

16

118

E

10 / 10

LF1981W

LED lamps

DECO LED T26

TPOLOGY

Range of small LED lamps with SMD technology.

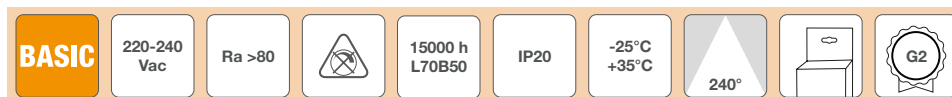
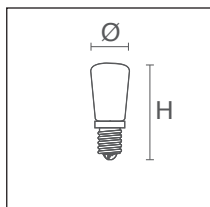
FEATURES







Classic shapes for immediate retro-fit of incandescent lamps in specific applications: traditional chandeliers, bracket lamp, small size fittings.

NOTES

Do not use with dimmer.

2700K
3000K



W		lm	K			H				ART.
1	E14	100	2700	240°	26	58	F	10 / 10	1	L0121-B
2.5	E14	230	3000	240°	25	58	F	10 / 10	2	L0121-C

LED lamps

DECO LED BIPIN G4

TPOLOGY

G4 working at 12V AC/DC.

FEATURES

Same applications as halogen G4 bulbs, available with side or vertical pins for OEM lamps.

Extremely small size: suitable for use in very small fittings, suspensions or many arms chandeliers; very low heat emission.

MATERIAL

Item code 01943SIL has a silicone sleeve.

USAGE INFORMATION

Compatible with 12V AC output electromagnetic transformers and with drivers for LEDs and with constant current drivers.

Do not use these items with electronic transformers for halogen lamps.

NOTES

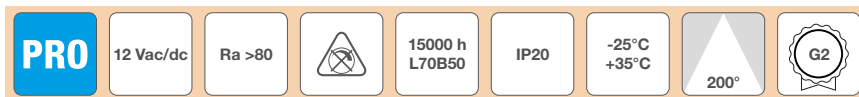
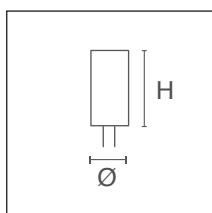
Do not use with dimmer.

2700K
3000K














USAGE INFORMATION












Compatible with 12V AC output electromagnetic transformers and with drivers for LEDs and with constant current drivers. Do not use with dimmers. Do not use these items with electronic transformers for halogen lamps.



DECO LED BIPIN G4 PRO SIL

										
1.8	G4	180	3000	200°	10	38	F	10 / 10	1	01943SIL

DECO LED BIPIN G4 PRO PC

										
3	G4	300	2700	200°	16	47	F	10 / 10	2	01949PC

LED lamps

DECO LED G9

TPOLOGY

G9 lamps working at mains.

FEATURES

Direct replacement of G9 halogen lamps.

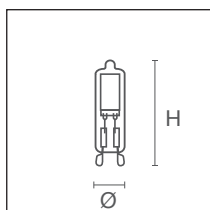
Pleasant decorative design, suitable also in fittings where the lamp is visible.

Extremely small size: suitable for use in very small fittings, suspensions or many arms chandeliers.

NOTES

Do not use with dimmer.

2700K



PRO

220-240
Vac









15000 h
L70B50

IP20

-25°C
+35°C



W		lm	K			H				ART.
2.5	G9	220	2700	270°	17	48	F	10 / 10	2	L7116
2.2	G9	200	2700	330°	14.5	60	F	10 / 10	1	L7115
4	G9	470	2700	320°	15	65	E	10 / 10	3	LF7117P
7	G9	650	2700	270°	21	71	F	10 / 10	4	L7118

LED lamps

DECO LED SENSOR

TPOLOGY

LED lamp with a built-in double twilight sensor.

FEATURES

With an automatic ON/OFF switch it remains lit from dusk to dawn with very low energy consumption.

Double sensor to improve sensitivity and to ensure it does not turn off at the wrong time.

Standby energy consumption <1W.

MATERIAL

Body in thermal plastic and aluminum embedded.

APPLICATIONS

Suitable for use in transparent, clear outdoor globes.

A lamp that turns ON automatically to be used in areas that are not frequented often, ideal in gardens and entrance ways to improve personal safety.

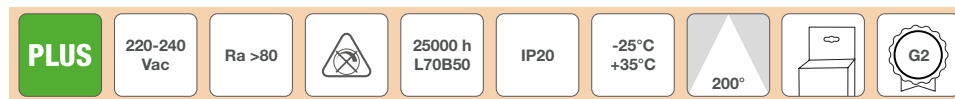
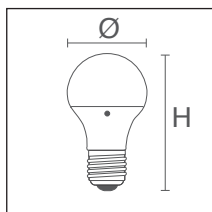
NOTES






Do not use with dimmer.

Keep this lamp away from incandescent light sources that could interfere with the correct functioning of the light sensor.



A lamp that turns ON automatically to be used in areas that are not frequented often, ideal in gardens and entrance ways to improve personal safety.



W		lm	K			H			ART.
10	E27	1060	4000	200°	60	120	F	10 / 10	A6075-SR

LED lamps

ANTI-INSECTS GLS

TPOLOGY

LED lamp with SMD technology with chip defined on a particular wavelength of the spectrum.

FEATURES

The ANTI-INSECTS model has the characteristics not to attract insects and finds a privileged application in open spaces (terraces, patios, etc.).

MATERIAL

Body and bulb in polycarbonate.

APPLICATIONS

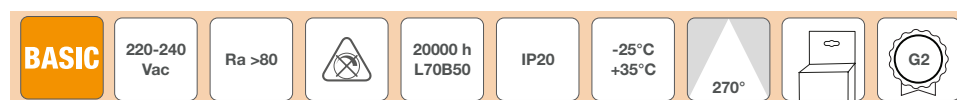
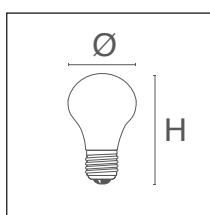
For indoor or outdoor use inside duly protected fittings or Catenaria.





USAGE INFORMATION

The ANTI-INSECTS lamp emits light at a wavelength not perceptible by insects, normally attracted by the light of the lamps.

NOTES

Do not use with dimmer.



	W		K			H		ART.
	7	E27	1700	270°	55	107	25 / 25	LA60AI

LED lamps COLOR GLS

TPOLOGY

LED lamp with SMD technology with chip defined on a particular wavelength of the spectrum.

FEATURES

Classic shapes for immediate retro-fit of incandescent lamps in any decorative applications and festoons.

MATERIAL

Body and bulb in polycarbonate.

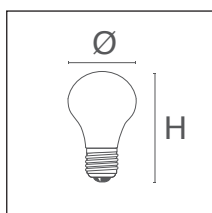
APPLICATIONS





For indoor or outdoor use inside duly protected fittings or Catenaria.










NOTES

Do not use with dimmer.

Lamps for special use.



BASIC	220-240 Vac	IRC >80		20000 h L70B50	IP20	-25°C +35°C	 200°		
--------------	----------------	---------	---	-------------------	------	----------------	--	--	---

	W				H		ART.
	6	E27	200°	55	107	25 / 25	LA55R
	6	E27	200°	55	107	25 / 25	LA55G
	6	E27	200°	55	107	25 / 25	LA55B
	6	E27	200°	55	107	25 / 25	LA55Y

LED lamps

PING BALL

TPOLOGY

Range of LED lamps with SMD technology and color bulb.

FEATURES

Classic shapes for immediate retro-fit of incandescent lamps in any decorative applications and festoons.

The RGB version features a fading color loop, for pleasant coloring effects.

MATERIAL

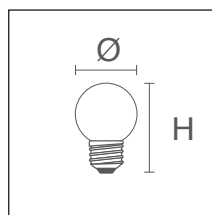
Impact-resistant globe, extremely resistant: these lamps can "bounce" if they fall on the floor.

APPLICATIONS

For indoor or outdoor use inside duly protected fittings or Catenaria.

NOTES

Do not use with dimmer.



Available in white light and 4 classic colors. The RGB version features a fading color loop, for pleasant coloring effects.

Impact-resistant plastic covering: it bounces but never breaks!

BASIC

220-240
Vac

Ra 80 (1)











15000 h
L70B50

IP20

-25°C
+35°C



	W		lm	K			H		ART.
	0.7	E27	40	2700 (1)	320°	45	69	10 / 10	L140PWW
	0.8	E27	20	6000 (1)	320°	45	69	10 / 10	L140PW
	0.5	B22	20	6000 (1)	320°	45	69	10 / 10	L140PW-B22
	0.5	E27			320°	45	69	10 / 10	L140PB
	0.8	E27			320°	45	69	10 / 10	L140PR
	0.5	B22			320°	45	69	10 / 10	L140PR-B22
	0.8	E27			320°	45	69	10 / 10	L140PY
	0.5	B22			320°	45	69	10 / 10	L140PY-B22
	0.8	E27			320°	45	69	10 / 10	L140PG
	0.5	B22			320°	45	69	10 / 10	L140PG-B22
	0.5	E27			320°	45	69	10 / 10	L140PRGB
	0.5	B22			320°	45	69	10 / 10	L140PRGB-B22

LED lamps

STARGAZER

TPOLOGY

Decorative LED G19 globe.

FEATURES

Extremely bright effect thanks to the peculiar spatial arrangement of 5 LED sources inside the 60 mm transparent bulb.

Warm color temperature, ideal for cozy environments.

Extremely low energy consumption.

MATERIAL

Glass bulb.

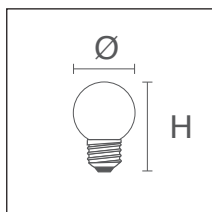
EMERGENCY




Ideal use in festoons.

NOTES





Available with E27 and E26 base.

Do not use with dimmers.





BASIC	220-240 Vac	Ra >55		15000 h L70B50	IP20	-25°C +35°C	 300°	
--------------	----------------	--------	---	-------------------	------	----------------	--	---






STARGAZER G19

W		lm	K			H		ART.
0,6	E27	20	2200	300°	60	83	10 / 10	ST27-G19 ▼

▼ To be discontinued.

BASIC	120 Vac	Ra >55	50000 h L50	IP20	-25°C +35°C	 300°	
--------------	------------	--------	----------------	------	----------------	--	---

STARGAZER G19 - 120V

W			lm	K			H		ART.
0,6		E26	20	2200	300°	60	83	10 / 10	ST5-G19 ●
0,8	Yes	E26	15	2200	300°	60	83	10 / 10	ST15-G19D

● On request.

LED lamps

DURADISK LED

TPOLOGY

GX53 LED lamp with matt screen.

FEATURES

Compactness and flexibility of use.

No problem of contact with wood due to heat.

INSTALLATION

Triple mounting options: surface, flush recessed, semi-recessed.

MATERIAL

Body and screen in plastic material.

APPLICATIONS

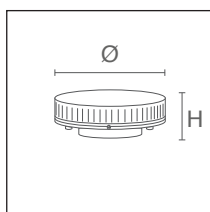
Recessed in shelves, under-cabinet, walkways, etc.




NOTES






Do not use with dimmer.



Triple mounting options: surface, flush recessed, semi-recessed.



BASIC	220-240 Vac	Ra >80		25000 h L70B50	IP20	-25°C +35°C	 120°	
--------------	----------------	--------	--	-------------------	------	----------------	---	---

W		lm	K			H			ART.
6	GX53	500	3000	120°	75	28	F	10 / 10	DK05WW
7	GX53	600	4000	120°	75	28	F	10 / 10	DK05NW



DAILY WELL-BEING

The environment in which we live, if well lit, has a significant influence on our lives: good light gives well-being and brightens the mood. We always recommend the most suitable colour temperature for the environment!

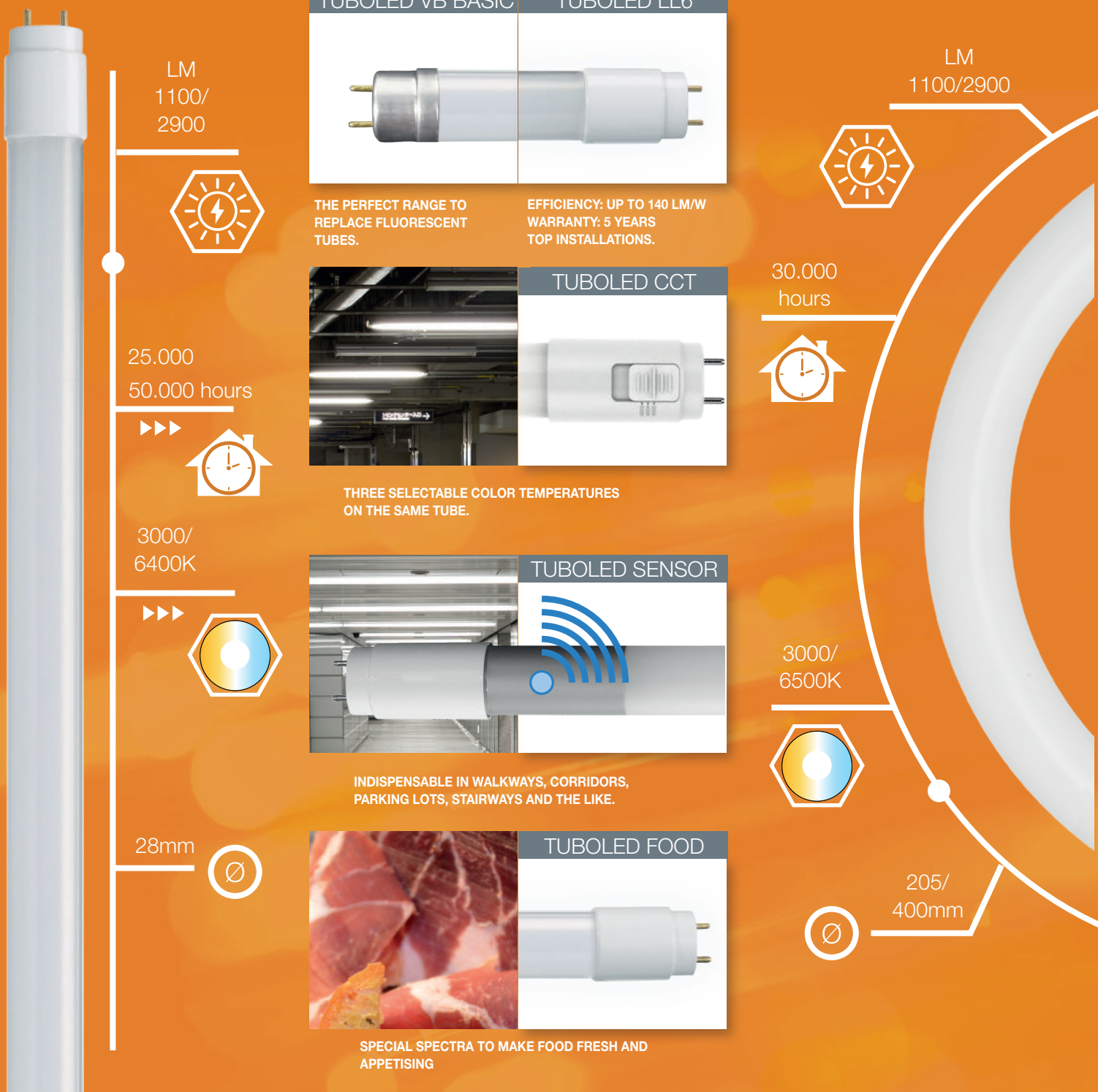
see more projects



LED VS FLUO: TUBOLED AND MORE

Widest use ever

LED tubes have surpassed fluorescent tubes in energy efficiency, lifetime, light quality and versatility, making them the preferred choice for many lighting applications.



LED lamps

TUBOLED GLASS VB 25000H

TPOLOGY

T8 LED tubes with 25,000h lifetime.

FEATURES

Replacing 18W, 36W and 58W T8 tubes: high energy saving.

Immediate switch on, no flickering or buzzes.

Great flux maintenance.

PF: 0.7.

MATERIAL

White glass body; aluminium cap.

APPLICATIONS

Laboratories, production areas, garages, service corridors, commercial installations.

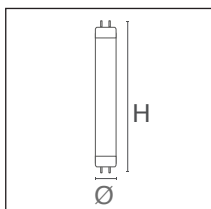
USAGE INFORMATION

Do not use with dimmer.

In case fluorescent tubes must be replaced, follow the simple assembly instructions indicated.

Check instruction manual.

Do not use in in-series installations.



BASIC

220-240
Vac






Ra >80



25000 h
L70B50

IP20



W		lm	K		PF		L			ART.
9	G13	1000	3000	330°	0.7	29	604	E	10 / 10	L18830VB
9	G13	1050	4000	330°	0.7	29	604	E	10 / 10	L18840VB
9	G13	1100	6400	330°	0.7	29	604	E	10 / 10	L18860VB
16	G13	1650	3000	330°	0.7	28	900	F	10 / 10	L30830VB2
16	G13	1700	4000	330°	0.7	28	900	F	10 / 10	L30840VB2
16	G13	1750	6400	330°	0.7	28	900	F	10 / 10	L30860VB2
18	G13	2100	3000	330°	0.7	29	1200	E	10 / 10	L36830VB
18	G13	2150	4000	330°	0.7	29	1200	E	10 / 10	L36840VB
18	G13	2200	6400	330°	0.7	29	1200	E	10 / 10	L36860VB
20	G13	2700	3000	330°	0.7	29	1500	D	10 / 10	L58830VB
20	G13	2740	4000	330°	0.7	29	1500	D	10 / 10	L58840VB
20	G13	2780	6400	330°	0.7	29	1500	D	10 / 10	L58860VB

LED lamps

TUBOLED GLASS LL6 50000H

TPOLOGY

T8 LED tubes with high efficiency and 50,000h lifetime.

FEATURES

Great light uniformity and distribution.

PF: 0.9.

Efficiency: up to 140 lm/W.

MATERIAL

White glass body, plastic caps.

APPLICATIONS

Laboratories, production areas, garages, service corridors, commercial installations.

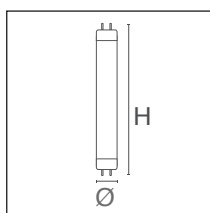
USAGE INFORMATION

Do not use with dimmer.

In case fluorescent tubes must be replaced, follow the simple assembly instructions indicated.

Check instruction manual.

Do not use in in-series installations.



W		lm	K		PF		L			ART.
10	G13	1200	3000	300°	0.9	28	600	E	10 / 10	L18830LL6
10	G13	1250	4000	300°	0.9	28	600	E	10 / 10	L18840LL6
10	G13	1300	6400	300°	0.9	28	600	E	10 / 10	L18860LL6
18	G13	2200	3000	300°	0.9	28	1200	E	10 / 10	L36830LL6
18	G13	2250	4000	300°	0.9	28	1200	E	10 / 10	L36840LL6
18	G13	2300	6400	300°	0.9	28	1200	E	10 / 10	L36860LL6
20	G13	2800	3000	300°	0.9	28	1500	D	10 / 10	L58830LL6
20	G13	2850	4000	300°	0.9	28	1500	D	10 / 10	L58840LL6
20	G13	2900	6400	300°	0.9	28	1500	D	10 / 10	L58860LL6

LED lamps

TUBOLED CCT 25000H

TYOLOGY

LED tubes with colour temperature selector switch.

FEATURES

CCT Tubes save storage space by 2/3 while simplifying management.

Replacing 18W, 36W and 58W T8 tubes: high energy saving.

Immediate switch on, no flickering or buzzes.

Great flux maintenance.

MATERIAL

White glass body.

APPLICATIONS

Laboratories, production areas, garages, service corridors, commercial installations.

USAGE INFORMATION

Do not use with dimmer.

Do not use in in-series installations.

NOTES

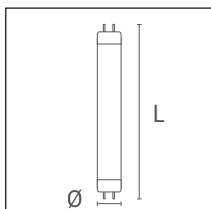
The flux data indicated refers to the 4000K colour temperature.




3000K
4000K
6000K






in 1

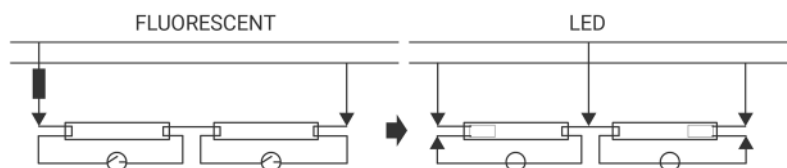


stock
optimisation



BASIC	220-240 Vac	Ra 80		25000 h L70B50	IP20	-15°C +35°C	 300°	
--------------	----------------	-------	---	-------------------	------	----------------	--	---

W		lm	K		PF		L			ART.
9	G13	1200	3000-4000-5000	300°	0.7	28	600	E	10 / 10	L188CCT
18	G13	2300	3000-4000-5000	300°	0.7	28	1200	E	10 / 10	L368CCT
20	G13	2700	3000-4000-5000	300°	0.7	28	1500	D	10 / 10	L588CCT



LED lamps

TUBOLED WITH SENSOR

Sensor tube, switches on automatically with motion detection and switches off 5 minutes after the last detection.
The microwave motion sensor shuts down the tube 5 minutes after the last movement is detected, ensuring that electricity is only used when needed!

Indispensable in passage areas, corridors, car parks, stairways, etc.

FEATURES

Replacing 36W T8 tubes: high energy saving.

Immediate switch on, no flickering or buzzes.

Great flux maintenance.

MATERIAL

White glass body.

APPLICATIONS

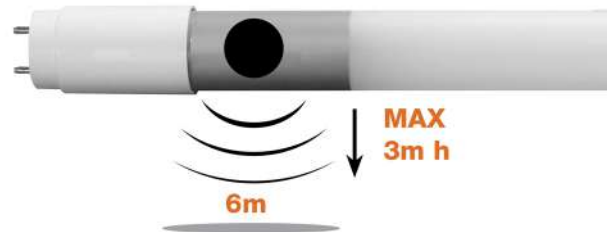
Laboratories, production areas, garages, service corridors, commercial installations.

USAGE INFORMATION

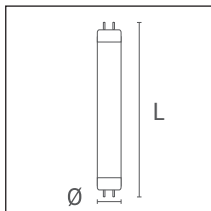
Do not use with dimmer.

Do not use in in-series installations.

SENSOR



The microwave motion sensor shuts down the tube 5 minutes after the last movement is detected, ensuring that electricity is only used when needed! Indispensable in passage areas, corridors, car parks, stairways, etc.



BASIC

220-240
Vac

Ra >80



30000 h
L70B50

IP20

-20°C
+45°C



330°



W



lm

K



PF



L



ART.

18

G13

2160

4000

330°

0.9

26

1220

E

10 / 10

L36840MW

18

G13

2160

6000

330°

0.9

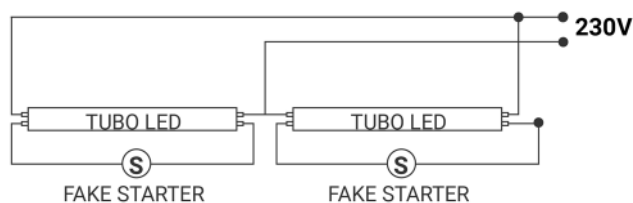
26

1220

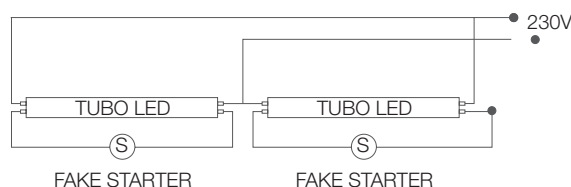
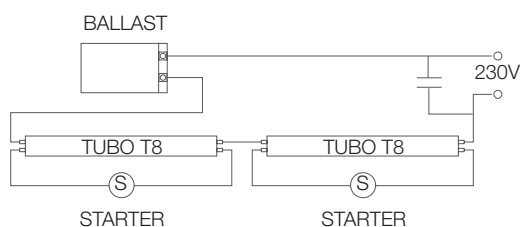
E

10 / 10

L36860MW



MOUNTING TUBOLED GLASS AND TUBOLED REPLACING FLUORESCENT TUBES IN EXISTING SYSTEMS

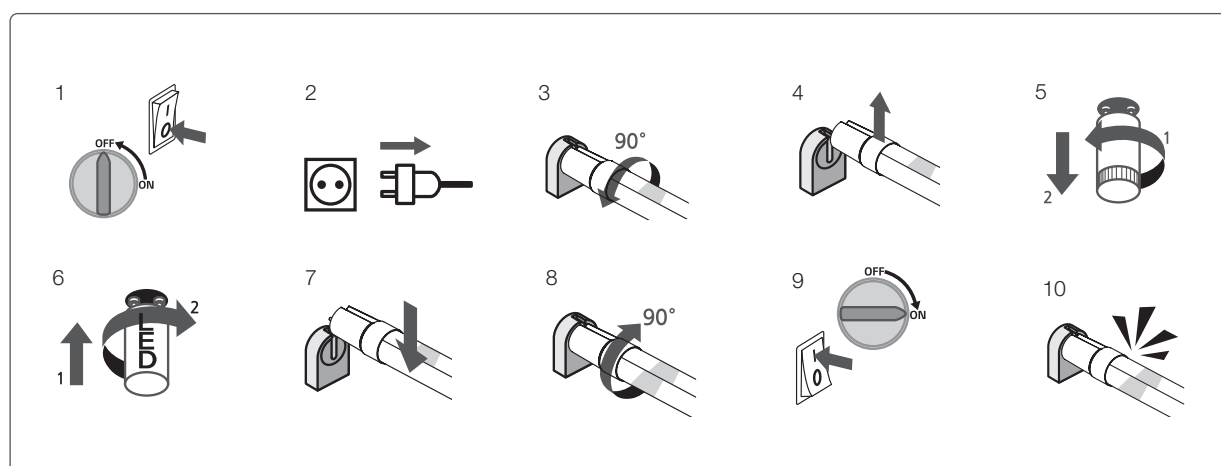


- 1) Existing luminaires equipped with electromagnetic reactor:
 - equipped with thermal protection: direct replacement of the tube + replace the starter with the supplied device/
 - Without thermal protection: disconnection from power supply is recommended. Mains feed without any starter. If the fixture is equipped with one reactor which feeding two tubes, exclude the reactor and feed the tubes directly to the mains.
- 2) Existing luminaires equipped with electronic power supply:
 - disconnect power supply; do not use any starter. Mains feed.
- 3) FOR USE WITH MAINS SUPPLY 230V, WITHOUT POWER SUPPLY:
 - 3.1 Connect the pin side "INPUT" indicated on the tube to the mains.
 - 3.2 Do not connect anything on the opposite side; do not use any starter.

DO NOT USE IN "IN SERIES" INSTALLATIONS.

- 4) Installation with fluorescent tubes connected in series: the LED tubes can not be connected in series.
 - 4.1 Clear power supply and the starter of each fluorescent tube; connect LED tubes in parallel directly to the mains voltage.

Pay particular attention when modifying the appliance in relation to technical and regulatory aspects.



This lamp can be used at 50 Hz or 60 Hz



This lamp cannot be used for emergency lighting



LED replacing 'starter'



For use in dry environments or inside duly protected fixtures.

SPECIAL LIGHT FOR THE FOOD SECTOR

The light that makes your merchandise desirable.

DURASTRIP, long-lasting, durable thanks to IP68 coverage, minimal thickness can be used anywhere.

TUBOLED,
easy replacement
of fluorescent tubes

YE

'Enhanced' yellow: improves the perception of products with warm colours. Typically used on counters selling bread and pastries.



LM
730/
1180



LED/m
120



120°



RE

'Enhanced' red: makes the goods on display on butchers and delicatessen counters appear fresh and appetising.



RE-EN ra>90

With even better colour rendering even better!

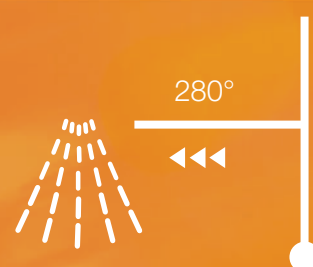
WE

'Enhanced' white: improves the perception of products and reinforces contrast. Improves the visual experience in bridal shops or on fish and vegetable counters, in the printing industry and aquariums.



CE

'Super-enhanced' white: improves the visual experience on fish shop counters, in the printing industry and aquariums.



Find DURASTRIP FOOD
in the DURASTRIP section

LED lamps

TUBOLED FOOD

TPOLOGY

T8 LED tubes for special applications.

FEATURES

Produced with calibrated spectra to improve visual perception of goods in different product sectors.

MATERIAL

White glass body, plastic caps.

APPLICATIONS

The retail food, baked goods and hospitality industries.


USAGE INFORMATION

Do not use with dimmer.

In case fluorescent tubes must be replaced, follow the simple assembly instructions indicated.

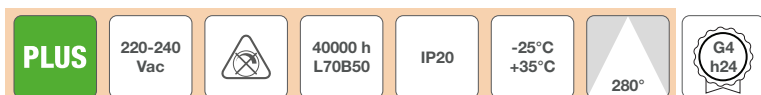
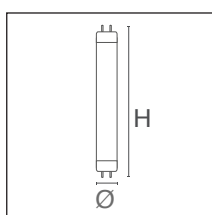
See instructions on the website.





Do not use in in-series installations.



USAGE INFORMATION

Do not use with dimmers. In case fluorescent tubes must be replaced, follow the simple assembly instructions indicated. See instruction on the website. Do not use in installations in series.



W		lm	K		Ra		L		ART.
10	G13	850	2700	280°	>80	29	602	25 / 25	L188YE
10	G13	1050	8000	280°	>80	29	602	25 / 25	L188WE
10	G13	670	2500	280°	>90	29	602	25 / 25	L189RE-EN
14	G13	1250	2700	280°	>80	29	902	25 / 25	L308YE
14	G13	1400	8000	280°	>80	29	902	25 / 25	L308WE
14	G13	1000	2500	280°	>90	29	902	25 / 25	L308RE-EN
20	G13	1800	2700	280°	>80	29	1212	25 / 25	L368YE
20	G13	2200	8000	280°	>80	29	1212	25 / 25	L368WE
20	G13	1450	2500	280°	>90	29	1212	25 / 25	L369RE-EN
24	G13	1950	2700	280°	>80	29	1513	25 / 25	L588YE
24	G13	2350	8000	280°	>80	29	1513	25 / 25	L588WE
24	G13	1560	2500	280°	>90	29	1513	25 / 25	L589RE-EN

LED lamps

CIRCOLINE

TPOLOGY

Directly retrofit of fluorescent lamps with G10q base.

FEATURES

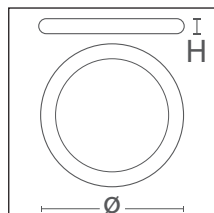
No need to modify the fixture already wired for fluorescents: it only needs to replace the starter of the fluorescent lamp with the with the "fake starter" included in the package.

MATERIAL

Plastic body: increased safety for users.

NOTES

Do not use with dimmer.



BASIC

220-240
Vac

Ra 80








30000 h
L70B50

IP20






-25°C
+35°C








CIRCOLINA LED 120

W		lm	K			H			ART.
11	G10q	1045	3000	120°	205	30	F	20 / 20	LCR120W
11	G10q	1100	4000	120°	205	30	F	20 / 20	LCR120N
11	G10q	1155	6500	120°	205	30	F	20 / 20	LCR120C

CIRCOLINA LED 130

W		lm	K			H			ART.
16	G10q	1550	3000	120°	298	30	F	20 / 20	LCR130W
16	G10q	1600	4000	120°	298	30	F	20 / 20	LCR130N
16	G10q	1680	6500	120°	298	30	F	20 / 20	LCR130C

CIRCOLINA LED 140

W		lm	K			H			ART.
19.5	G10q	2000	4000	120°	400	30	F	12 / 12	LCR140N
19.5	G10q	1990	3000	120°	400	30	F	12 / 12	LCR140W
19.5	G10q	2100	6500	120°	400	30	F	12 / 12	LCR140C

LED lamps

DURALUX LED S

TPOLOGY

Directly retrofit of fluorescent lamps with G23 base.

FEATURES

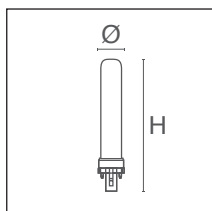
No need to modify the fixture already wired for fluorescents.

MATERIAL

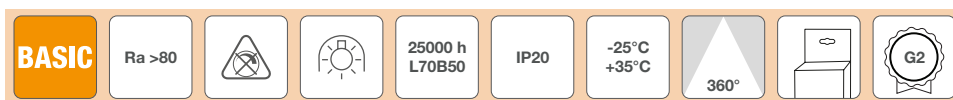
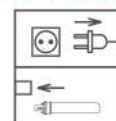
Plastic body: increased safety for users.

NOTES

Do not use with dimmer.



DIRECT RETROFIT




W		lm	K			H			ART.
7	G23	640	2700	360°	33	164	F	10 / 10	L2002
7	G23	640	4000	360°	33	164	F	10 / 10	L2003
9	G23	930	2700	360°	33	232	F	10 / 10	L2004
9	G23	930	4000	360°	33	232	F	10 / 10	L2005

REFLECTOR LAMPS

Effect Installation merges with Savings


The advantages of lighting with led reflector lamps: pinpoint illumination and constantly evolving technology in pursuit of the highest technologically achievable efficiency. Optimum lighting performance with reduced environmental impact.



DIRECTIONAL LAMPS
HAVE ENABLED REAL ENERGY
SAVINGS IN COMMERCIAL AND RETAIL
INSTALLATIONS.

MULTI GU10
LONG LIFE 50,000 HOURS TO MEET THE
STRINGENT DEMANDS OF THE MOST
DEMANDING DESIGNERS

PAR20-30-38
COMMODITY LAMPS WITH
WIDESPREAD USE: ALSO
INTERESTING FOR TRACK
USE WITH LUMINAIRES IN THE
RANGE: EASY TO REPLACE IN
RETAIL ENVIRONMENTS.



LED lamps

CLASSIC GU10

TPOLOGY

New generation LED lamps made with DOB technology.

FEATURES

The lamp uses DOB (Driver On Board) technology, an advanced approach that directly integrates the driver components on the same board as the LED in SMD format.

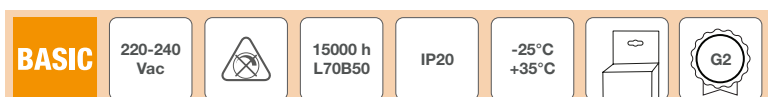
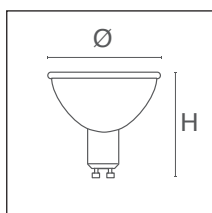
The optimised design offers numerous advantages, including greater production efficiency and a lighter, more compact structure. The lens is specially designed to obtain directionality of light, a clean beam and lower glare effect.

MATERIAL

Thermally conductive compartment for housing the electronic components: optimization of heat dissipation and greater safety for the user.

NOTES

Do not use with dimmer.



	W		lm	CD	K			H				ART.
New	4,2	GU10	400	710	3000	38°	50	55	E	10 / 10	1	28530SPCL
New	4,2	GU10	425	750	4000	38°	50	55	E	10 / 10	1	28540SPCL
New	4,2	GU10	425	750	6000	38°	50	55	E	10 / 10	1	28560SPCL
New	4,2	GU10	400	190	3000	100°	50	55	E	10 / 10	2	28530CL
New	4,2	GU10	425	205	4000	100°	50	55	E	10 / 10	2	28540CL
New	4,2	GU10	425	205	6000	100°	50	55	E	10 / 10	2	28560CL
New	5,3	GU10	500	235	3000	100°	50	55	E	10 / 10	2	28630CL
New	5,3	GU10	525	250	4000	100°	50	55	E	10 / 10	2	28640CL
New	5,3	GU10	525	250	6000	100°	50	55	E	10 / 10	2	28660CL

To be distributed from June.

LED lamps

MULTI GU10

TPOLOGY

generation LED lamps with COB technology.

FEATURES

The lens is specially designed to obtain directionality of light, a clean beam and lower glare effect.

MATERIAL

Thermally conductive compartment for housing the electronic components: optimization of heat dissipation and greater safety for the user.

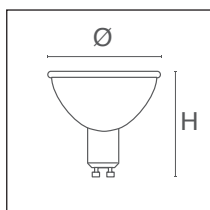
NOTES

Do not use with dimmer.

3000K
4000K
6000K



500 lumen ~ 70W
800 lumen ~ 110W



PLUS

220-240
Vac








25000 h
L70B50

IP20

-25°C
+35°C



W		lm	lm 90°	CD	K			H			ART.
4	GU10	540	505	900	3000	38°	50	55	D	10 / 10	28530SP
4	GU10	560	520	950	4000	38°	50	55	D	10 / 10	28540SP
6	GU10	580		1150	6000	38°	50	55	D	10 / 10	28560SP
7	GU10	930	830	1050	3000	50°	50	55	D	10 / 10	28830SP
7	GU10	970	860	1100	4000	50°	50	55	D	10 / 10	28840SP
7	GU10	970	860	1100	6000	50°	50	55	D	10 / 10	28860SP

LED lamps

MULTI GU10 DIMMABLE

TPOLOGY

generation LED lamps with COB technology.
Can be used with dimmers.

FEATURES

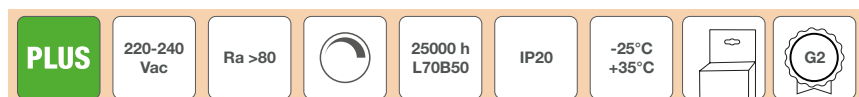
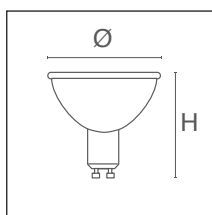
The lens is specially designed to obtain directionality of light, a clean beam and lower glare effect.
36° and 100° versions.






MATERIAL

Thermally conductive compartment for housing the electronic components: optimization of heat dissipation and greater safety for the user.

NOTES

Dimmers' list available on the website.



W		lm	lm 90°	lm 120°	CD	K			H			ART.
6	GU10	810		630	305	3000	100°	50	55	E	10 / 10	28930FL-D *
6	GU10	810	690		1300	3000	38°	50	55	D	10 / 10	28930SP-D *

* Can be used with TRIAC leading edge dimmers. Dimmers' list on www.duralamp.com

LED lamps

MULTI GU10LL

TPOLOGY

generation LED lamps with COB technology.

FEATURES

Lamps built to achieve a particularly long life: 50,000h, especially required in public or premium projects.

The lens is specially designed to obtain directionality of light, a clean beam and lower glare effect.

MATERIAL

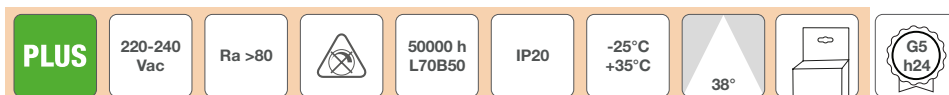
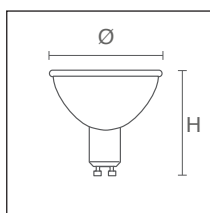
Thermally conductive compartment for housing the electronic components: optimization of heat dissipation and greater safety for the user.

NOTES

Do not use with dimmer.

GU10
50.000h!

3000K
4000K



W		lm	lm 90°	CD	K			H			ART.
4.5	GU10	665	580	900	3000	38°	50	55	D	10 / 10	28530LL
4.5	GU10	700	600	950	4000	38°	50	55	D	10 / 10	28540LL

LED lamps

MULTI100 WIDE

TPOLOGY

generation LED lamps with SMD technology.

FEATURES

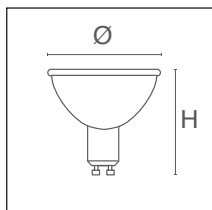
Matt diffusing cover; very wide light beam suitable for diffused lighting.

MATERIAL

Thermally conductive compartment for housing the electronic components: optimization of heat dissipation and greater safety for the user.

NOTES

Do not use with dimmer.



3000K
4000K
6000K

400 lumen ≈ 60W
600 lumen ≈ 80W

Increasingly efficient
was 5,5W now 3,5W
was 7W now 4,6W
was 8W now 5,3W

**+35% ENERGY
SAVING**
with the same
amount of light



BASIC

220-240
Vac

Ra 80



25000 h
L70B50

IP20

-25°C
+35°C



100°



W		lm	lm 120°	CD	K			H			ART.
3.5	GU10	470	405	200	3000	100°	50	55	D	10 / 10	28527
3.5	GU10	490	410	210	4000	100°	50	55	D	10 / 10	28540
3.5	GU10	490	405	210	6000	100°	50	55	D	10 / 10	28560
4.6	GU10	630	530	240	3000	100°	50	55	D	10 / 10	28627
4.6	GU10	650	550	260	4000	100°	50	55	D	10 / 10	28640
4.6	GU10	630	530	240	6000	100°	50	55	D	10 / 10	28660
5.3	GU10	740	620	295	3000	100°	50	55	D	10 / 10	28727
5.3	GU10	750	630	305	4000	100°	50	55	D	10 / 10	28740
5.3	GU10	740	620	305	6000	100°	50	55	D	10 / 10	28760

LED lamps

MULTI HF

TYOLOGY

LED MR16 compatibles with electronic HF power supplies for halogen lamps.

FEATURES

Immediate substitution of halogen lamps for any installation: no need to replace the electronic driver, only to be sure to respect the minimum charge.

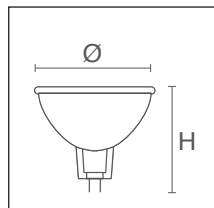
MATERIAL

Thermoconductive polymer compound with ceramic additives.






NOTES

Can be used also with drivers for halogen lamps.

Do not use with dimmers.



BASIC	12 Vac/dc	Ra >80		25000 h L70B50	IP20	-25°C +35°C	
--------------	-----------	--------	---	-------------------	------	----------------	---

W		lm	lm 90°	lm 120°	CD	K			H			ART.
6	GU5,3	460	380		830	3000	38°	50	52	G	10 / 10	28530SPHF
6	GU5,3	500		430	500	3000	100°	50	52	G	10 / 10	28530HF

LED lamps XSPOT

TPOLOGY

generation LED lamps with COB technology.

FEATURES

Super spot lens for very concentrated, beams.

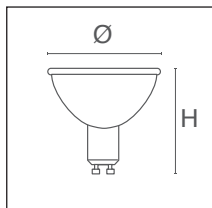
High efficiency dichroic effect faceted PMMA refractor for concentrated, clean beams.

MATERIAL

Thermally conductive compartment for housing the electronic components: optimization of heat dissipation and greater safety for the user.

NOTES

Can be used with a dimmer, see tables.








7,5W = 80W



2700K



W		lm	lm 90°	CD	K			H			ART.
7.5	GU10	600	500	6360	2700	10°	50	48	G	10 / 10	272702-D

LED lamps

MR11 - MR16 - PAR16 VINTAGE

TPOLOGY

MR16 and PAR16: same material and shape of halogen lamps.

FEATURES

High efficiency last generation sources.

MATERIAL

Glass body.

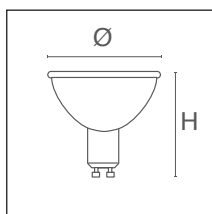
USAGE INFORMATION

Compatible with 12V AC output electromagnetic transformers and with drivers for LEDs with constant current drivers.

Do not use this item with electronic transformers for halogen lamps.



NOTES

Do not use with dimmer.











USAGE INFORMATION

Compatible with 12V AC output electromagnetic transformers and with drivers for LEDs and with constant current drivers. Do not use with dimmers. Do not use these items with electronic transformers for halogen lamps.






PLUS	220-240 Vac	Ra 80		50000 h L70B50	IP20	-25°C +35°C	100°	
-------------	-------------	-------	--	----------------	------	-------------	------	---

A CLASS LL PAR16






W		lm	lm 120°	CD	K			H				ART.
4.7	GU10	900	850	650	4000	100°	50	54	A	10 / 10	1	PAR16L1N

BASIC	12V Vdc	Ra >80		15000 h L70B50	IP20	-25°C +35°C	38°	
--------------	---------	--------	---	----------------	------	-------------	-----	--






MR11 VINTAGE

W		lm	lm 90°	CD	K			H			ART.
2.5	GU4	240	180	320	3000	38°	35	42	G	10 / 10	L1211GW

MR16 VINTAGE

W		lm	lm 90°	CD	K			H			ART.
3.5	GU5,3	460	375	600	3000	38°	51	46	E	10 / 10	L1215W

PAR16 VINTAGE

W		lm	lm 90°	CD	K			H			ART.
4.5	GU10	590	500	850	3000	38°	50	53	E	10 / 10	L1214W

LED lamps

MR11

TPOLOGY

Retrofit for MR11 halogen lamps.

FEATURES

Unique design of the heat sink improves the efficiency of heat dissipation.

MATERIAL

Aluminium body.

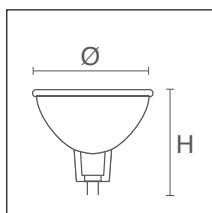
USAGE INFORMATION

Compatible with 12V AC output electromagnetic transformers and with drivers for LEDs with constant current drivers.

Do not use this item with electronic transformers for halogen lamps.

NOTES

Do not use with dimmer.



MR11

3000K

USAGE INFORMATION

Compatible with 12V AC output electromagnetic transformers and with drivers for LEDs and with constant current drivers. Do not use with dimmers.
Do not use these items with electronic transformers for halogen lamps.

BASIC

12 Vdc

Ra >80



15000 h
L70B50

IP20

-25°C
+35°C

30°



W



lm

lm
90°

CD

K



H



ART.

2.5

GU4

180

200

360

3000

30°

35

36

G

10 / 10

L1211W

LED lamps

DR111 - WF

TPOLOGY

LED DR111.

FEATURES

Reflector Effect: coverage of the light source makes these lamps similar to traditional halogen sources they are intended to replace.

MATERIAL

High reflectance metal reflector.

Base in termoresistent plastic material.

Lightness is an important feature of this product: ideal for use on any type of ceiling or fitting.

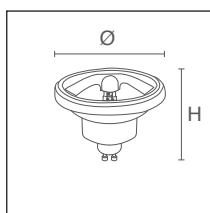
APPLICATIONS




Professional directional lighting: ideal for use in shops and in areas where accent lighting is required.









USAGE INFORMATION


Compatible with 12V AC 50/60Hz output electromagnetic transformers.
Do not use this item with electronic transformers for halogen lamps.
Do not use with dimmers.










BASIC	12 Vdc	Ra 80		25000 h L70B50	IP20	-25°C +35°C	 30°	
--------------	--------	-------	---	-------------------	------	----------------	---	--

DR111 - WF 12V

W		lm	lm 90°	CD	K			H				ART.
11	G53		825	1550	3000	30°	111	65	G	5 / 5	1	L8083W
11	G53	1250	850	1550	4000	30°	111	65	G	5 / 10	1	L8085N

BASIC	220-240 Vac	Ra 80	25000 h L70B50	IP20	-25°C +35°C	
--------------	----------------	-------	-------------------	------	----------------	---

DR111 - WF 230V

W			lm	lm 90°	CD	K			H				ART.
11		GU10	1200	910	1850	3000	30°	111	65	F	5 / 10	2	L8086W
11	Yes	GU10	1100	850	1700	3000	30°	111	72	F	5 / 5	2	L8090W-D *

* Can be used with TRIAC leading edge dimmers. Dimmers' list on www.duralamp.com

LED lamps

DR111 - SF

TPOLOGY

LED DR111.

FEATURES

The size of this lamp is exactly that of halogen lamps and therefore it can be easily used in the same appliances.

MATERIAL

High reflectance metal reflector.

Thermoresistant plastic base and optics.

APPLICATIONS

Professional directional lighting: ideal for use in shops and in areas where accent lighting is required.

USAGE INFORMATION

Compatible with 12V AC output electromagnetic transformers and with drivers for LEDs with constant current drivers.

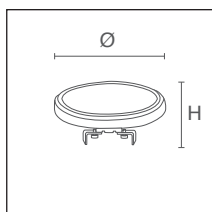
Do not use this item with electronic transformers for halogen lamps.



Do not use with dimmer.

Can be used with Duralamp's drivers for LED: maximum load should not exceed 55% of the rated power of the transformer.











USAGE INFORMATION
Compatible with 12V AC output electromagnetic transformers. Do not use this item with electronic transformers for halogen lamps. Do not use with dimmers. Can be used with Duralamp's drivers for LED: maximum load should not exceed 55% of the rated power of the transformer.









BASIC	12 Vdc	Ra >80		25000 h L70B50	IP20	-25°C +35°C		G2
--------------	--------	--------	---	-------------------	------	----------------	---	----

DR111 - SF - 12V

W		lm 90°	CD	K			H				ART.
12	G53	960	1600	3000	30°	111	66	F	10 / 10	1	L8073W

BASIC	220-240 Vac	Ra >80		25000 h L70B50	IP20	-25°C +35°C		G2
--------------	----------------	--------	---	-------------------	------	----------------	---	----

DR111 - SF - 230V

W		lm 90°	CD	K			H				ART.
12	GU10	1200	3100	3000	30°	111	66	E	10 / 10	2	L8093W

LED lamps

REFLECT-LED

TPOLOGY

LED lamp with SMD technology and the same shape as the Reflector R39, R50, R63, R80 and R90.

FEATURES

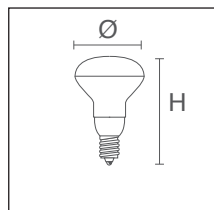
Immediate replacement of incandescent decorative lamps: warm light ideal for residential and hospitality environments.



MATERIAL







Shock-resistant thermoconductive material.

NOTES

Do not use with dimmers.



BASIC	220-240 Vac	Ra >80		15000 h L70B50	IP20	-25°C +35°C	120°	
--------------	-------------	--------	---	----------------	------	----------------	------	---

W		lm	K			H				ART.
3	E14	270	2700	120°	39	67	G	10 / 10	1	L615WB
6	E14	500	2700	120°	50	86	G	10 / 10	2	L645WB
8	E27	720	2700	120°	63	105	G	10 / 10	3	L636WB
10	E27	1000	2700	120°	80	117	G	10 / 10	4	L758WB
12	E27	1300	2700	120°	90	117	G	10 / 10	5	L915WB

LED lamps

PAR20, PAR30, PAR38 IP65

TPOLOGY

PAR20, 30 and PAR38 IP65, for use in wet and outdoor environments in suitable fixtures.

FEATURES

Using LED lamps provides significant advantages compared to CFL both in terms of improved optical control as well as from the point of view of luminous effect.

MATERIAL

Thermoconductive material.

APPLICATIONS

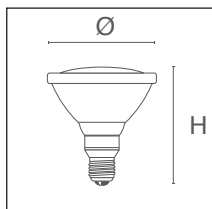
Commercial or residential installations with particular attention to the areduction of heat, cause of goods discoloration.




NOTES

Do not use with dimmer.









Using LED lamps provides significant advantages compared to CFL both in terms of improved optical control as well as from the point of view of luminous effect.









BASIC	220-240 Vac	Ra >80		20000 h L70B50	25000 h * L70B50	IP65	-25°C +35°C	 38°	
--------------	-------------	--------	---	----------------	------------------	------	----------------	---	---




PAR20 IP65

W		lm	CD	K			H				ART.
6.5	E27	577	966	3000	38°	63	89	F	10 / 10	1	L7105W
7	E27	670	1300	4000	38°	63	88	E	10 / 10	2	L7105 *







BASIC	220-240 Vac	Ra >80		IP65	-25°C +35°C	
--------------	-------------	--------	---	------	----------------	---

PAR30 IP65

W		lm	CD	K			H				ART.
11	E27	1330	2185	3000	38°	95	106	E	10 / 10	3	L7106W
11	E27	1100	2300	4000	38°	95	106	E	10 / 10	3	L7106

BASIC	220-240 Vac	Ra >80		25000 h L70B50	IP65	-25°C +35°C	 38°	
--------------	-------------	--------	---	----------------	------	----------------	---	---

PAR38 IP65

W		lm	CD	K			H				ART.
15	E27	1995	3040	3000	38°	121	135	E	4 / 4	4	L868W
15	E27	2100	3200	4000	38°	120	135	D	4 / 4	4	L868

POOL LAMPS

The magic of light and water

PAR56 for outdoor and underwater use. White or RGB light to create dynamic effects such as smooth colour transitions, changes in light intensity or flashing effects: swimming pools and fountains become a place of visual enjoyment.



A selection of PAR56 for outdoor and underwater lighting, or dedicated lamps for specialist installation in swimming pools and fountains.

PAR56 FOR OUTDOORS AND SWIMMING POOLS
PAR56 RGB: colour effects achieved in the most convenient way, remote control!



LED lamps

PAR56 LED COLOR CHANGER - 12VAC

TPOLOGY

PAR56 for outdoor and underwater applications.
RGB.

FEATURES

The lamp can be adjusted to 14 different colour settings.
The lamp can be turned on and off from the lamp's normal on/off switch. Rapid on/off clicks can change the sequency. It is also possible to control the lamps via a receiver and a remote control.
Do not install this lamp contact with stainless steel.
For swimmingpools, fountains and outdoor applications.

MATERIAL

Plastic and aluminum body.
Equipped with a silicon gasket to ensure perfect adhesion to the watertight device.

APPLICATIONS

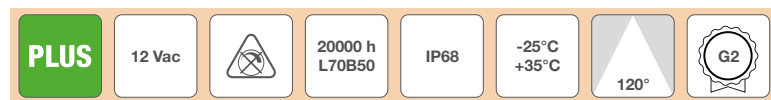
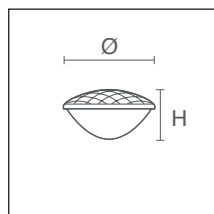
For swimmingpools, fountains and outdoor applications.
For external and underwater applications inside suitable fittings.
Max depth underwater: 1 m max.





POWER SUPPLY

Operating Voltage: 12VAC, 50Hz (electromagnetic transformer).
Screw terminals.

NOTES

Do not use with dimmer.



W		K			H		ART.
17	Screw	RGB	120°	177	93	1 / 6	12PAR56LED

PAR56 REMOTE CONTROL



Remote control and external receiver		ART.
	1 / 1	KTRCTV01

Remote control with two output channels, each one can control 5 lamps.
The lamps can be controlled on a single channel or on two channels separately.
Max 5 lampade/CH, 2 canali.

O-RING FOR PAR56



					
Silicone O-RING for PAR56	109.5	91.5	9	1 / 10	KT56OR

Silicone o-ring gasket for PAR56.
To be applied between lamp and luminaire in case of lamp replacement in existing installation.

LED lamps

PAR56 WHITE LIGHT

TPOLOGY

PAR56 for outdoor and underwater applications.

FEATURES

Max depth underwater: 1 m max.

Recommended minimum depth 45 cm.

Can be used as a retrofit to traditional PAR56.

MATERIAL

Glass body.

Material resistant to chlorine and swimming pool additives.

APPLICATIONS

For swimmingpools, fountains and outdoor applications.

Max depth underwater: 1 m max.

POWER SUPPLY

Operating Voltage: 12V AC 50Hz (electromagnetic transformer).

M4 screw terminal.

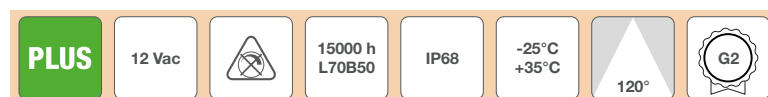
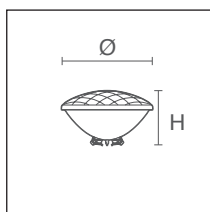
NOTES

Do not use with dimmer.



Glass

UNDERWATER AND
OUTDOOR



W		lm	K			H			ART.
17	Screw	1850	6500	120°	177	102	E	1 / 10	12PAR56CWGL

O-RING FOR PAR56



			H		ART.
Silicone O-RING for PAR56	109.5	91.5	9	1 / 10	KT56OR

Silicone o-ring gasket for PAR56.

To be applied between lamp and luminaire in case of lamp replacement in existing installation.

LED lamps

PAR56 LED WHITE LIGHT - SUBMERSIBLE ONLY

TPOLOGY

LED PAR56 for swimming pools, fountains and SUBMERSIBLE applications ONLY.

FEATURES

Max depth underwater: 1 m max.

Recommended minimum depth 45 cm.

Can be used as a retrofit to traditional PAR56.

MATERIAL

AISI 316 Stainless steel body and polycarbonate cover.

Code 12PAR56CW18: plastic body and sealed ring with no visible screws.

Material resistant to chlorine and swimming pool additives.

APPLICATIONS

For underwater installations inside suitable fittings.

POWER SUPPLY

Operating Voltage: 12V DC or 12V AC 50/60Hz (electromagnetic transformer).

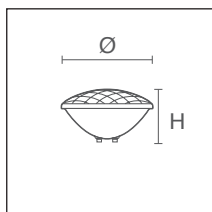
M4 screw terminal.




NOTES


Do not use with dimmer.



ONLY UNDERWATER



PLUS	12 Vac		25000 h L70B50	IP68	-25°C +35°C	 120°	
-------------	--------	---	-------------------	------	----------------	--	---

									
18	Screw	1500	6000	120°	177	93	F	1 / 20	12PAR56CW18

O-RING FOR PAR56



					
Silicone O-RING for PAR56	109.5	91.5	9	1 / 10	KT56OR

Silicone o-ring gasket for PAR56.

To be applied between lamp and luminaire in case of lamp replacement in existing installation.

CONSUMER LINE

The advantages of the Duralamp Consumer Line.

Energy efficiency, durability, light quality, and energy cost savings are all guaranteed by Duralamp, which has been in the professional lighting market for almost 50 years.





Specially designed for non-professional customers, while maintaining the same product quality, this range includes the most popular sources. The drop, the sphere, the candle, both in single pack and in practical three-piece packs.



WARM LIGHT

NATURAL LIGHT

COOL LIGHT

Consumer LED GLS

TPOLOGY

Led lamps with SMD technology and high efficiency chip.

FEATURES

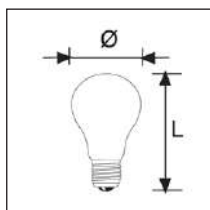
Wide choice of powers and color temperature.

MATERIAL

Termoconductive material body; antiglare opal finish of the lamp cover.

NOTES

Do not use with dimmers except if otherwise indicated.



BASIC

220-240
Vac



15000 h
L70B50

IP20

-25°C
+35°C



W		lm	K			H			ART.
8	E27	800	3000	220°	60	109	F	10 / 10	GOC60WB
8	E27	810	4000	220°	60	109	F	10 / 10	GOC60NB
8	E27	820	6500	220°	60	109	F	10 / 10	GOC60CB
11	E27	1030	3000	220°	60	118	F	10 / 10	GOC75WB
11	E27	1050	4000	220°	60	118	F	10 / 10	GOC75NB
11	E27	1060	6500	220°	60	118	F	10 / 10	GOC75CB
13.5	E27	1515	3000	220°	60	120	E	10 / 10	GOC100WB
13.5	E27	1540	4000	220°	60	120	E	10 / 10	GOC100NB
13.5	E27	1555	6500	220°	60	120	E	10 / 10	GOC100CB
→ 16	E27	2400	3000	220°	60	118	D	10 / 10	GOC125WB
18	E27	2040	4000	220°	60	118	E	10 / 10	GOC125NB
18	E27	2000	6500	220°	60	118	E	10 / 10	GOC125CB

Consumer

E14 ROUND LED

TPOLOGY

Immediate retro-fit of incandescent lamps up to 60W, perfect replacement of opal incandescent lamps, no more available on the European market.

FEATURES

Uniformly diffused lighting on the axes.

MATERIAL

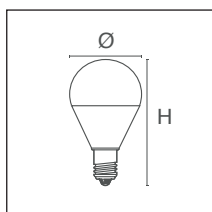
The body of the lamp is in termoconductive material to optimise heat dissipation; ultralight cover.

BEAM

240° - Antiglare opal finish of the lamp cover.

NOTES

Disponibili su richiesta in version 110-132V AVAILABLE UPON REQUEST.



BASIC

220-240
Vac



15000 h
L70B50

-25°C
+35°C



240°



W		lm	K			H			ART.
5	E14	460	3000	240°	45	79	F	10 / 10	S40WB
5.5	E14	470	4000	240°	45	79	F	10 / 10	S40NB
5	E14	490	6500	240°	45	79	F	10 / 10	S40CB
7	E14	800	3000	240°	45	79	E	10 / 10	S60WB
7	E14	805	4000	240°	45	79	E	10 / 10	S60NB
7	E14	810	6500	240°	45	79	E	10 / 10	S60CB

Consumer

E27 ROUND LED

TPOLOGY

Immediate retro-fit of incandescent lamps up to 60W, perfect replacement of opal incandescent lamps, no more available on the European market.

FEATURES

Uniformly diffused lighting on the axes.

MATERIAL

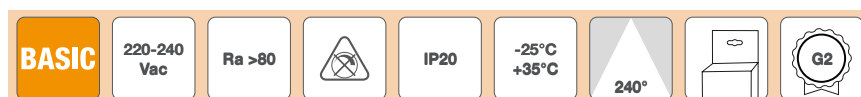
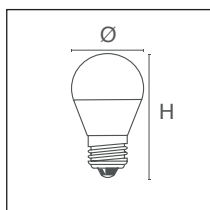
The body of the lamp is in termoconductive material to optimise heat dissipation; ultralight cover.

BEAM

240° - Antiglare opal finish of the lamp cover.

NOTES

Disponibili su richiesta in version 110-132V AVAILABLE UPON REQUEST.



W		lm	K			H			ART.
5,5	E27	460	3000	240°	45	74	F	10 / 10	S407WB
5	E27	480	4000	240°	45	74	F	10 / 10	S407NB
5	E27	490	6500	240°	45	74	F	10 / 10	S407CB

Consumer

LED CANDLE

TPOLOGY

Immediate retro-fit of incandescent lamps up to 60W, perfect replacement of opal incandescent lamps, no more available on the European market.

FEATURES

Uniformly diffused lighting on the axes.

MATERIAL

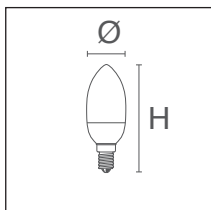
The body of the lamp is in termoconductive material to optimise heat dissipation; ultralight cover.

BEAM

240° - Antiglare opal finish of the lamp cover.

NOTES

Disponibili su richiesta in version 110-132V AVAILABLE UPON REQUEST.



W		lm	K			H			ART.
5,5	E14	460	3000	240°	35	102	F	10 / 10	C40WB
5,5	E14	470	4000	240°	35	102	F	10 / 10	C40NB
5,5	E14	490	6500	240°	35	102	F	10 / 10	C40CB
7	E14	800	3000	240°	38	110	E	10 / 10	C60WB
7	E14	805	4000	240°	38	110	E	10 / 10	C60NB
7	E14	810	6500	240°	38	110	E	10 / 10	C60CB

Consumer

GLOBO 95 AND GLOBO 120

TPOLOGY

Opal globe with generation LED sources made with SMD technology and high efficiency chips.

FEATURES

A lamp created to meet general lighting requirements and obtain significant energy saving at the same time.

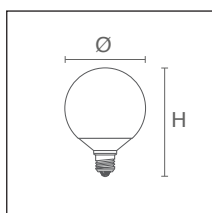
Excellent light output, able to replace an incandescent or energy-saving fluorescent globe with even lower energy consumption.





MATERIAL

Thermoconductive polymers with aluminum inserts.






NOTES





Do not use with dimmer.








BASIC	220-240 Vac	Ra 80		15000 h L70B50	IP20	-25°C +35°C	 240°		
--------------	-------------	-------	---	----------------	------	----------------	--	---	---

GLOBO LED 95

W		lm	K			H			ART.
14	E27	1320	3000	240°	95	135	F	10 / 10	GLO95WB
14	E27	1340	4000	240°	95	135	F	10 / 10	GLO95NB
14	E27	1370	6400	240°	95	135	F	10 / 10	GLO95CB

BASIC	220-240 Vac	Ra >80		20000 h L70B50	IP20	-25°C +35°C	 240°		
--------------	-------------	--------	---	----------------	------	----------------	--	---	---

GLOBO LED 120

W		lm	K			H			ART.
19	E27	1800	3000	240°	120	159	E	10 / 10	GLO120WB
16	E27	2000	4000	240°	120	159	E	10 / 10	GLO120NB
16	E27	2000	6500	240°	120	159	E	10 / 10	GLO120CB
22	E27	2350	3000	240°	120	159	F	10 / 10	GLO120L1WB
22	E27	2400	4000	240°	120	159	F	10 / 10	GLO120L1NB

Consumer TRIPACK

TPOLOGY

LED lamps in convenient 3-piece packs.






FEATURES

The same quality as other lamps, optimised packaging.








BASIC	220-240 Vac	Ra >80		15000 h L70B50	IP20		G2
--------------	-------------	--------	---	----------------	------	---	----

LED TRIPACK CANDLE

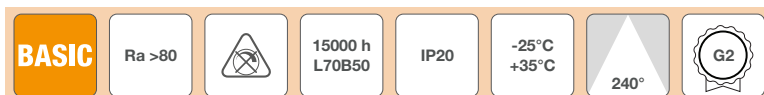
W		lm	K			H			ART.
5.5	E14	470	3000	240°	37	102	F	3 / 10	TRIC40W
5.5	E27	460	3000	240°	37	98	F	3 / 10	TRIC407W
5	E14	480	4000	240°	37	102	F	3 / 10	TRIC40N
5.5	E27	470	4000	240°	37	98	F	3 / 10	TRIC407N
5	E14	490	6400	240°	37	102	F	3 / 10	TRIC40C
5.5	E27	480	6400	240°	37	98	F	3 / 10	TRIC407C

BASIC	220-240 Vac	Ra >80		15000 h L70B50	IP20		G2
--------------	-------------	--------	---	----------------	------	---	----






LED TRIPACK ROUND

W		lm	K			H			ART.
5.5	E14	470	3000	240°	45	80	F	3 / 10	TRIS40W
5.5	E27	470	3000	240°	45	74	F	3 / 10	TRIS407W
5.5	E14	490	4000	240°	45	80	F	3 / 10	TRIS40N
5.5	E27	490	4000	240°	45	74	F	3 / 10	TRIS407N
5.5	E14	490	6400	240°	45	80	F	3 / 10	TRIS40C
5.5	E27	490	6400	240°	45	74	F	3 / 10	TRIS407C

Consumer TRIPACK



LED TRIPACK A60

W		lm	K			H			ART.
9	E27	823	3000	240°	60	102	F	3 / 6	TRI80W
9	E27	806	4000	240°	60	102	F	3 / 6	TRI80N
13	E27	1050	3000	240°	60	115	F	3 / 6	TRI11W
11	E27	1075	4000	240°	60	112	F	3 / 6	TRI11N
11	E27	1100	6400	240°	60	112	F	3 / 6	TRI11C
13.5	E27	1515	3000	240°	60	120	E	3 / 6	TRI15W
13.5	E27	1540	4000	240°	60	120	E	3 / 6	TRI15N



OPTIMISATION: the watchword shared by all!
Tripack optimises thanks to multi-pack!

see more projects



TRADITIONAL SOURCES


From the 1st of september 2021, as a result of the european union's efforts to promote energy efficiency, many traditional lamp types were taken off the market because they could not achieve the minimum Efficiencies required by the directives.

Currently, lamps with r7s up to 1700 lumens and fluorescent circulators, which will be marketable until 2025, remain 'in service'.

VALUES COMPARISON

INCANDESCENT = W
(OLD LAMPS)

LUMEN = LM



These values are the standard Lumens that help To identify the Wattages of old Incandescent lamps. The european community has for years indicated the lumen as the unit of measurement and comparison between lamps. However, most people still find it difficult to assess the lumen value, for this reason we continue to Indicate Equivalence With incandescent lamps.

All traditional source types have now been replaced by the LED ranges: modern products that allow very high energy savings!



Traditional sources

HALOGEN LAMPS

TPOLOGY

Low voltage and mains supply halogen lamps.





FEATURES

Excellent colour rendering, low cost, wide diffusion and easy to use.

In addition to energy classes that reflect the limitations of the technology used that is now totally replaceable by more efficient LED models.



LINEAR J - MULTISPIRE WELDED

W		lm	K			H			ART.
80	R7s-15	1380	3000	320°	10	78	G	25 / 25	01974-ES
80	R7s-15	1380	3000	320°	10	118	G	25 / 25	01982-ES
120	R7s-15	2220	3000	320°	10	78	G	25 / 25	01975-ES
120	R7s-15	2220	3000	320°	10	118	G	25 / 25	01983-ES

Traditional sources

SPECIAL INCANDESCENT LAMPS

TYPE

Incandescent lamps.




CHARACTERISTICS


Rendered obsolete by European Directives, only a few types of incandescent lamps remain active, the special-purpose lamps: for immersion, refrigerator or oven use.



230 Vac	Ra 100			1000 h	IP20	300°C
---------	--------	---	---	--------	------	-------

PYGMY - FOR OVENS (300°)

W		lm	K		H		ART.
15	E14	60	2700	25	57	25 / 25	00120

230 Vac	Ra 100		1000 h	IP20	-15°C +35°C
---------	--------	---	--------	------	----------------

TUBULAR - SEWING MACHINE

W		lm	K		H		ART.
11	E14	58	2700	17	55	25 / 25	00108

Traditional sources

COMPACT FLUORESCENT CIRCULAR LAMPS

TPOLOGY

Circular fluorescent lamps in a set of two pieces of different wattage.

FEATURES





The best fluorescent and triphosphorous powders for maximum light colour control and light emission over time, good colour rendering and the excellent luminous efficiency.

A wide reliable range for installation in professional contexts such as home environments.






Ra >80		10000 h	IP20	-15°C +35°C
--------	---	---------	------	----------------




TRIPHOSPHOR CIRCULAR T9

W		lm	K		H			ART.
22	G10q	1435	4100	208	29	G	12 / 12	2284T
22	G10q	1360	6500	208	29	G	12 / 12	2286T
32	G10q	2415	4100	300	29	G	12 / 12	3284T
32	G10q	2245	6500	300	29	G	12 / 12	3286T
40	G10q	3160	4100	400	29	G	12 / 12	4084T
40	G10q	2950	6500	400	29	G	12 / 12	4086T

TRIPHOSPHOR CIRCULAR DOUBLE PACK 22W/32W

W		lm	K			ART.
32-22	G10q	1435	4100	G	12 / 12	3222/84 SET
32-22	G10q	1360	6500	G	12 / 12	3222/86 SET

TRIPHOSPHOR CIRCULAR DOUBLE PACK 32W/40W

W		lm	K			ART.
32-40	G10q	3160	4100	G	12 / 12	3240/84 SET
32-40	G10q	2950	6500	G	12 / 12	3240/86 SET

STARTER



Starter

Starter with capacitor.
Single connection.



250 / 250

ART.



AST-480

Accessories

COMPACT FLUORESCESCENT CIRCULAR LAMPS

STARTER



		
Starter	250 / 250	AST-480S
Starter with capacitor.		





Traditional sources

DISCHARGE LAMPS



95±15 Vac	Ra >65		9000 h	IP20	-15°C +35°C
-----------	--------	---	--------	------	----------------

HDI-TS - METAL HALIDE

W		lm	K		H			ART.
70	RX7s	5500	3000	23	121	G	10 / 10	1D001100
70	RX7s	5500	4200	23	121	G	10 / 10	1D001110
150	RX7s	12700	4200	26	138	G	10 / 10	1D001101
150	RX7s	12700	3000	26	138	G	10 / 10	1D001111





Traditional sources

DISCHARGE LAMPS



Ra >65		10000 h	IP20	-15°C +35°C
--------	---	---------	------	----------------

HDI-E/C - METAL HALIDE

W		lm	K		H			ART.
100	E27	11450	4200	58	145	F	12 / 12	1D134NDL
150	E27	13350	4200	58	145	G	12 / 12	1D135NDL





Traditional sources

DISCHARGE LAMPS



Ra >20		9000 h (1)	24000 h	IP20	-15°C +35°C
--------	---	------------	---------	------	----------------

HDS - HIGH PRESSURE SODIUM - TUBULAR

W		lm	K		H			ART.
70	E27	6500	2000	39	155	F	12 / 12	1DSD070T
100	E27	10000	2000	39	160	F	12 / 12	1DSD100T
100	E40	10000	2000	47	211	F	20 / 20	1DSD100TT ⁽¹⁾
150	E40	16500	2000	47	211	F	12 / 12	1DSD150T
250	E40	31250	2000	47	255	E	12 / 12	1DSD250T
400	E40	54000	2000	47	285	E	10 / 10	1DSD400T





Traditional sources

DISCHARGE LAMPS



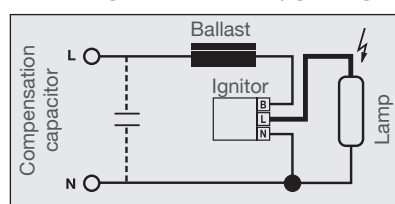
Ra >20		24000 h	IP20	-15°C +35°C
--------	---	---------	------	----------------

HDS - HIGH PRESSURE SODIUM - ELLIPTICAL

W		lm	K		H			ART.
70	E27	6400	2000	55	148	F	12 / 12	1DSD070E
100	E27	9500	2000	62	155	F	12 / 12	1DSD100E
150	E40	16300	2000	90	211	F	12 / 12	1DSD150E
400	E40	52000	2000	122	275	E	12 / 12	1DSD400E

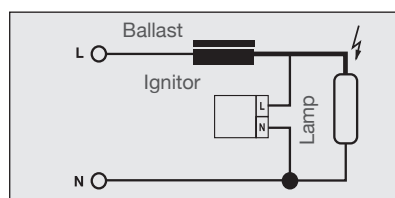
Wiring diagram for discharge lamps

HDI-TS HDI-T HDI-E/C HDS



Single circuit wiring

HDI-T*



Single circuit wiring

* Compatible also with 750 - 1000V ignitor



Index



00108	96	28530SPCL	67	CC3735CF	35	DA6010C	27
00120	96	28530SPHF	72	CC3735NF	35	DA6010N	27
28527	71	28540CL	67	CC3735WF	35	DA6010W	27
28540	71	28540LL	70	CC376CF	35	DA6012W-D	27
28560	71	28540SP	68	CC376NF	35	DA6015C	27
28627	71	28540SPCL	67	CC376WF	35	DA6015N	27
28640	71	28560CL	67	CC377C7F	35	DA6015W	27
28660	71	28560SP	68	CC377CF	35	DA6020C	27
28727	71	28560SPCL	67	CC377N7F	35	DA6020N	27
28740	71	28630CL	67	CC377NF	35	DA6020W	27
28760	71	28640CL	67	CC377W7F	35	DA6022W-D	27
01943SIL	47	28660CL	67	CC377WF	35	DA6024C	27
01949PC	47	28830SP	68	CC37C-4	32	DA6024N	27
01974-ES	95	28840SP	68	CC37N-4	32	DA6024W	27
01975-ES	95	28860SP	68	CC37W-4	32	DA6080C	27
01982-ES	95	28930FL-D	69	CP377C7F	34	DA6080N	27
01983-ES	95	28930SP-D	69	CP377CF	33	DA6080W	27
12PAR56CW18	83	3222/84 SET	97	CP377N7F	34	DA60A001W	28
12PAR56CWGL	82	3222/86 SET	97	CP377NF	33	DA60A002W	28
12PAR56LED	81	3240/84 SET	97	CP377W7F	34	DA60A003W	28
1D001100	99	3240/86 SET	97	CP377WF	33	DA60A003W-D	28
1D001101	99	3284T	97	CP4535C7F	34	DG257C	39
1D001110	99	3286T	97	CP4535CF	33	DG257N	39
1D001111	99	4084T	97	CP4535N7F	34	DG257W	39
1D134NDL	100	4086T	97	CP4535NF	33	DG357C	39
1D135NDL	100	A6010C-4	31	CP4535W7F	34	DG357N	39
1DSD070E	102	A6010N-4	31	CP4535WF	33	DG357W	39
1DSD070T	101	A6010W-4	31	CP4535WW7D	34	DG457C	39
1DSD100E	102	A6015C-4	31	CP4535WWD	33	DG457N	39
1DSD100T	101	A6015N-4	31	CP456C7F	34	DG457W	39
1DSD100TT	101	A6015W-4	31	CP456CF	33	DG557C	39
1DSD150E	102	A6075-SR	49	CP456N7F	34	DG557N	39
1DSD150T	101	A6080C-4	31	CP456NF	33	DG557W	39
1DSD250T	101	A6080N-4	31	CP456W7F	34	DG657C	39
1DSD400E	102	A6080W-4	31	CP456WF	33	DG657N	39
1DSD400T	101	AST-480	97	CP456WW7F	34	DG657W	39
2284T	97	AST-480S	98	CP456WWF	33	DG757C	39
2286T	97	C40CB	89	CP45C-4	32	DG757N	39
272702-D	73	C40NB	89	CP45C7-4	31	DG757W	39
28530CL	67	C40WB	89	CP45N-4	32	DK05NW	54
28530HF	72	C60CB	89	CP45N7-4	31	DK05WW	54
28530LL	70	C60NB	89	CP45W-4	32	FLST640527	19
28530SP	68	C60WB	89	CP45W7-4	31	FLST640727	19

FLT90527	18	L140PG-B22	52	L30830VB2	57	L7040HP4	41
GLO120CB	90	L140PR	52	L30840VB2	57	L7064HP2	42
GLO120L1NB	90	L140PR-B22	52	L30860VB2	57	L7064HP4	41
GLO120L1WB	90	L140PRGB	52	L308RE-EN	63	L70SDHP4	41
GLO120NB	90	L140PRGB-B22	52	L308WE	63	L70SEHP4	41
GLO120WB	90	L140PW	52	L308YE	63	L7105 *	79
GLO95CB	90	L140PW-B22	52	L36830LL6	58	L7105W	79
GLO95NB	90	L140PWW	52	L36830VB	57	L7106	79
GLO95WB	90	L140PY	52	L36840LL6	58	L7106W	79
GOC100CB	86	L140PY-B22	52	L36840MW	60	L7115	48
GOC100NB	86	L140W	34	L36840VB	57	L7116	48
GOC100WB	86	L140WW	34	L36860LL6	58	L7118	48
GOC125CB	86	L151W	36	L36860MW	60	L758WB	78
GOC125NB	86	L18830LL6	58	L36860VB	57	L8073W	77
GOC125WB	86	L18830VB	57	L368CCT	59	L8083W	76
GOC60CB	86	L18840LL6	58	L368WE	63	L8085N	76
GOC60NB	86	L18840VB	57	L368YE	63	L8086W	76
GOC60WB	86	L18860LL6	58	L369RE-EN	63	L8090W-D *	76
GOC75CB	86	L18860VB	57	L4030HP4	41	L8093W	77
GOC75NB	86	L188CCT	59	L4040HP4	41	L868	79
GOC75WB	86	L188WE	63	L4064HP4	41	L868W	79
KT56OR	81	L188YE	63	L5030HP4	41	L9040HP2	42
KT56OR	82	L189RE-EN	63	L5040HP2	42	L9064HP2	42
KT56OR	83	L2002	65	L5040HP4	41	L915WB	78
KTRCTV01	81	L2003	65	L5064HP2	42	LA55B	51
L0121-B	46	L2004	65	L5064HP4	41	LA55G	51
L0121-C	46	L2005	65	L50SDHP4	41	LA55R	51
L017C	33	L2430HP5	43	L50SEHP4	41	LA55Y	51
L017N	33	L2440HP5	43	L58830LL6	58	LA60AI	50
L017W	33	L2464HP5	43	L58830VB	57	LCR120C	64
L017WW	33	L2971N	44	L58840LL6	58	LCR120N	64
L037C	35	L2971W	44	L58840VB	57	LCR120W	64
L037N	35	L2972N	44	L58860LL6	58	LCR130C	64
L037W	35	L2972W	44	L58860VB	57	LCR130N	64
L037WW	35	L2973N	44	L588CCT	59	LCR130W	64
L1211GW	74	L2973W	44	L588WE	63	LCR140C	64
L1211W	75	L2973W-D *	44	L588YE	63	LCR140N	64
L1214W	74	L3030HP4	41	L589RE-EN	63	LCR140W	64
L1215W	74	L3030HP5	43	L615WB	78	LF0337W	20
L140C	34	L3040HP4	41	L636WB	78	LF0437W	20
L140N	34	L3040HP5	43	L645WB	78	LF0541W	14
L140PB	52	L3064HP4	41	L7030HP4	41	LF0543830	14
L140PG	52	L3064HP5	43	L7040HP2	42	LF0543C	14



LF0543N	14	LFG120S	25	S407NB	88	TRIS407C	91
LF0543W	14	LFG1251127	20	S407WB	88	TRIS407N	91
LF1971W	45	LFG1251127-D	20	S40CB	87	TRIS407W	91
LF1981W	45	LFG1257	20	S40NB	87	TRIS40C	91
LF7117P	48	LFG1257-F	22	S40WB	87	TRIS40N	91
LFA6004CU	25	LFG125722	22	S60CB	87	TRIS40W	91
LFA6004G	25	LFG125L1AM	24	S60NB	87		
LFA6004S	25	LFG453C	15	S60WB	87		
LFA600827	14	LFG453N	15	ST15-G19D	53		
LFA600827-F	21	LFG453W	15	ST27-G19	53		
LFA600830	14	LFG950727	20	ST5-G19	53		
LFA600840	14	LFG950827	20	T37L1C7	37		
LFA600860	14	LFG950827-D	20	T37L1N7	37		
LFA601027	14	LFG956-F	22	T37L1W7	37		
LFA601027-D	14	LFG95L1AM	24	T37L2C7	37		
LFA601040	14	LFG95S	25	T37L2N7	37		
LFA601060	14	LFP450627	15	T37L2W7	37		
LFA601827	12	LFP450627-D	15	T43L3C7	37		
LFA602827	12	LFP450640	15	T43L3N7	37		
LFA606-F	21	LFP450664	15	T43L3W7	37		
LFA607-F	21	LFP454	15	T48L1C7	38		
LFA60722	21	LFP454-F	21	T48L1N7	38		
LFA60827-D	14	LFP45422	21	T48L1W7	38		
LFA60L1AM	24	LFP4547W	15	T48L1W7-D	38		
LFA60L2AM	24	LFP454830	15	TN20BC	40		
LFA671227-F	21	LFP454C	15	TN20BN	40		
LFA671230	14	LFP454N	15	TN20BW	40		
LFC370627	16	LFST640827	19	TN30BC	40		
LFC370627-D	16	LFST641127	19	TN30BN	40		
LFC370640	16	LFST641127-D	19	TN30BW	40		
LFC370664	16	LFST64L1AM	24	TRI11C	92		
LFC371827	13	LFT320627	18	TRI11N	92		
LFC3727W	13	LG373W	23	TRI11W	92		
LFC374	16	LG453W	23	TRI15N	92		
LFC374-F	21	LG6090W	23	TRI15W	92		
LFC3747W	16	LG6090W-D *	23	TRI80N	92		
LFC374830	16	LSA60L1RGBW	9	TRI80W	92		
LFC374C	16	LSA60L2RGBW	9	TRIC407C	91		
LFC374N	16	LSC37L1RGBW	9	TRIC407N	91		
LFF372	17	LSGU10L1RGBW	9	TRIC407W	91		
LFF374	17	LSP45L1RGBW	9	TRIC40C	91		
LFF374-F	22	PAR16L1N	74	TRIC40N	91		
LFF374830	17	S407CB	88	TRIC40W	91		



1. Applicability

1.1 These general conditions (hereafter the "Conditions") constitute an integral and essential part of the contract of sale between the Parties. The Conditions shall regulate all legal relationships between Dura Lamp Srl (hereafter "Dura Lamp") and the purchaser (hereafter the "Purchaser") where the said relationships are not disciplined by the applicable terms of the Italian Civil Code (C.C.). The nullity of any of the terms of these Conditions shall not prejudice the validity of the remaining Conditions or the Contract.

1.2 Any changes to these Conditions shall be agreed between the Parties in writing, with the exception of the provisions set down in article 1341 of the Italian C.C..

2. Sales

2.1 Sale requests for the products (hereafter the "Products") shall be accepted 'subject to the seller's approval' and shall be considered to be irrevocable in accordance with and as an effect of article 1329 of the C.C. for a period of 1 (one) month from the date of the order requesting execution without prior acknowledgement, pursuant to and as an effect of article 1327 of the C.C. from the date on which the order is received by Dura Lamp.

2.2 The Products detailed in the individual orders and the relevant accessories shall be supplied to the Purchaser by Dura Lamp with "Retention of Title" pursuant to and as an effect of articles 1523-1526 of the Italian C.C. In this case, the transfer of ownership of the Products to the Purchaser shall take place exclusively upon the full payment of the price agreed, whilst any risks shall be the responsibility of the Purchaser from the moment of delivery of the Products.

2.3 Whilst confirming the terms stated above, the Parties hereby agree that should the Products and relevant accessories be destroyed for causes not attributable to Dura Lamp, the Purchaser shall not be released from the obligation to pay for the same, even where the Products have not yet been delivered.

3. Prices

3.1 The prices detailed on the price list shall be applied to Product sales orders. The aforementioned prices shall be unit prices per single item, except where stated otherwise for certain Products. The Parties shall have the right to agree, in writing, any derogations and/or special conditions of sale.

3.2 Moreover, the Parties hereby agree that the following conditions shall be applied:

- (I) Minimum order: € 300 (three hundred) for Italy - € 750 (seven hundred and fifty) for other countries;
- (II) Delivery free to destination in Italy for orders of € 300 (three hundred) for Italy or more;
- (III) Ex-Works deliveries for other countries.

3.3 The prices given above do not include VAT and installation costs.

3.4 The prices provided in this catalogue shall be valid until a price list is published.

4. Currency

All prices are given in Euros (exclusive of VAT). Invoices shall be drawn up in Euros.

5. Special requests

Products can be supplied to the Purchaser in non-standard colours and with special features. The relevant price, minimum quantities per order, methods and timing of deliveries shall be agreed in each individual case, in relation to the reference order.

6. Transport

6.1 Dura Lamp shall not be liable for any damage and/or losses which may occur during the transportation of the Products, unless the Products are delivered free at destination.

6.2 Dura Lamp shall have the right to establish the method of transportation to be used for the Products, unless the Parties have previously established a method of transport in writing.

6.3 Upon delivery, the Purchaser shall undertake to verify the condition of the products and shall make any complaints directly to the carrier and/or conduct any actions necessary in the event of loss, misplacement, removal or damage, or delays in transportation and/or the methods of delivery of the Products.

7. Complaints

7.1 In the event that the Products are found to have any faults and/or defects, the Purchaser shall undertake to notify Dura Lamp of the same in writing, by means of a registered letter, no later than 8 (eight) days following the discovery of the said faults and/or defects, at the risk of invalidating the obligations of the guarantee provided by Dura Lamp. In this case, the faulty Products, which should be reported within the terms established, should be returned to Dura Lamp, once the Purchaser has received specific permission to do so in writing.

7.2 In the event that the Purchaser's complaints are held to be valid, Dura Lamp, at its complete discretion, may make the necessary repairs and/or replace the Products, excluding the attribution of any further charges, obligations, indemnification or compensation to the same. The Products in question should be returned to the Dura Lamp Srl plant in Via Pratese 164, 50145, Firenze, Italy. In the event that, following an inspection by Dura Lamp, the Products returned by the Purchaser are not found to be faulty and/or defective, Dura Lamp shall return the Products to the Purchaser, charging the same an amount equal to 15% (fifteen percent) of the value of the said Products.

8. Delivery

8.1 The Parties hereby agree that the terms established for the delivery of the Products shall not be considered absolute or essential and that, in any case, each item shall be exclusively in favor of Dura Lamp, unless otherwise agreed in writing between the Parties.

8.2 In the event of delayed delivery, once 15 (fifteen) days have passed since the agreed date, the Purchaser may send Dura Lamp written warning to complete the delivery within a further term of no more than 15 (fifteen) days from receipt of the same. In the event that Dura Lamp has not completed the delivery within this further term the Purchaser may withdraw from the order with regard to the Products that have not yet been delivered. In this case the Purchaser shall only be obliged to pay Dura Lamp for the Products actually delivered, excluding the payment of any further indemnification and/or compensation to the Purchaser.

8.3 Dura Lamp shall not be responsible for any other breaches, including the failure to deliver or delayed delivery of the Products, caused by events outside its reasonable control such as, purely by way of an example and not limited to the same: the failure to deliver or delayed delivery of manufacturing materials by Dura Lamp's suppliers, equipment breakdowns, strikes and other trade union action, electricity blackouts, suspension of or difficulties with transportation.

9. Payment

9.1 The price due shall be paid by the Purchaser according to the conditions and modalities set down in the order and, in any case, by means of payments made exclusively to "DURA LAMP Srl".

9.2 Dura Lamp shall only recognize the validity of the payments when the same are made in compliance with the provisions of article 9.1 above. This means that amounts paid using any other method shall not be considered to be a payment in discharge of the Purchaser's obligations. The eventual acceptance by Dura Lamp of a bank draft or other trade bill shall only occur with the application of the proviso "under usual reserve".

9.3 In the event of delayed payment with respect to the terms agreed, the Parties hereby agree that bank interest shall be due to Dura Lamp at the current PRIME RATE increased by 3 points. Interest shall be applied as of right, with no obligation for Dura Lamp to send the Purchaser a formal notice to pay.

9.4 Moreover, in the event of a delay in payment of more than 15 (fifteen) days, Dura Lamp shall have the right to terminate the order as of right pursuant to article 1456 C.C., sending written notification of the same, barring compensation for any damage.

9.5 In the event that the Parties have agreed upon a method of payment by instalments for the Products, the failure to pay several instalments or just one instalment exceeding one eighth of the overall price of the Products, shall result in the loss of the Purchaser's right to pay in instalments and shall give Dura Lamp the right to request the remaining balance of the price or, alternatively, at its own discretion, to terminate the contract with immediate return of the Products and the acquisition of the instalments paid, as indemnification, barring the right to compensation for any damage sustained.

10. Guarantee

10.1 The Products provided by Dura Lamp shall be guaranteed for a period of 12 (twelve) months from the date of delivery against any manufacturing or material defects and/or faults and against any breakdowns not attributable to the Purchaser. Dura Lamp's only obligation and the Purchaser's right with regard to claims related to the guarantee shall be limited, as decided by Dura Lamp, to the replacement or repair of the defective or non-compliant product or the reimbursement of the price for the purchase of another product. Dura Lamp shall be granted a reasonable amount of time to repair or replace the product, or to make the previously authorized reimbursement. Any defective or non-compliant Products shall become the property of Dura Lamp as soon as they have been replaced or reimbursed.

10.2 The guarantee shall exclude any failures due to circumstances beyond the control of Dura Lamp (lightning, flooding, etc.), as well as any damage caused by the improper use of the Products and/or relevant accessories. Notwithstanding the above, Dura Lamp shall not be bound by the guarantee if the contested defects or non-compliances have occurred as a result of submitting the Products to resistance or environmental tests, the incorrect use of the same, or in the event that the use of or conditions of use of the Products is different from that indicated in the instructions and technical information, as a result of negligence, incorrect installation or accident, or if they derive from improper repairs, alterations, modifications, storage or transportation or by incorrect handling.

10.3 The Purchaser shall send the Products returned in accordance with the terms of the guarantee to the place indicated by Dura Lamp in compliance with the Dura Lamp policy regarding authorization to return materials in force at the time. In the event that the Products returned are found to be compliant or not faulty, the Purchaser shall pay the cost of returning the same as well as the cost of insuring, inspecting and handling the Products.

10.4 LED products Enjoy specific guarantees: details are published on www.duralamp.com

11. Limitation of Liability

11.1 With the sole exclusion of criminal intent and gross negligence, Dura Lamp shall not be liable for loss of profits or savings, loss of reputation or goodwill, any direct, indirect, consequential or special damage that may derive from or be connected to the contract or sale of products or services by Dura Lamp or by the use of the same of a contractual or extra-contractual nature or deriving from any other source, even where Dura Lamp has been notified of or is aware of the possibility of such damage.

11.2 The limitations and exclusions stated in article 11 shall apply within the limits permitted by law.

12. Applicable law and place of jurisdiction

12.1 These Conditions and all the effects of the same shall be governed by Italian law. The Parties hereby agree that any disputes related to these Conditions shall refer to Italian jurisdiction to the exclusion of all others.

12.2 The exclusive place of jurisdiction shall be the registered offices of Dura Lamp Srl, with the express exclusion of any other competing places of jurisdiction.



DURA LAMP S.r.l.
Registered office Via Pratese, 164 – 50145 Firenze
Tel. 055 894 881
e-mail: duralamp@duralamp.it

Registered with the Florence Company Register -
C.F. and VAT number 03312240488
Registered with R.E.A. of Florence at n. 353287 Share capital € 400,000.00 i.v.
Subject to the management and coordination of 3F FILIPPI Srl



A complete list of the Dura Lamp distribution
and project network is available at:

www.duralamp.com

DURALAMP | UNICO Catalogue 2025

© Copyright 2024 - Dura Lamp S.r.l.

All data and pictures provided in this catalogue are for reference only: since they might change during mass production, they have to be considered nominal values with tolerances. Dura Lamp reserves the right to modify its products in any moment, for technical or commercial reasons.

Photos: Ivan Rossi - Studio Artale - Studio Ceccanti - Alessandro Maurelli - Luca Visentini

Graphic project: Lorenzetti Communication and FD Graphic Studio

Indoor or outdoor setting photos are used to illustrate the possible applications of the product.

[illegible]



duralamp.com